

WARNING

Many rides at Cedar Point are dynamic and thrilling. There are inherent risks in riding any amusement ride. For your protection, each ride is rated for its special features, such as high speeds, steep drops, sharp turns, or other dynamic forces. If you choose to ride, you accept all of these risks. Restrictions for guests of extreme size (height or weight) are posted at certain rides. Guests with disabilities should refer to our Ride Admission Policy available at the Park Operations Office or Town Hall. Participate responsibly. You should be in good health to ride safely. You know your physical conditions and limitations, Cedar Point does not. If you suspect your health could be at risk for any reason, or you could aggravate a pre-existing condition of any kind, DO NOT RIDE!

All passenger restraint systems, including lap bars, shoulder harnesses and seatbelts, must be positioned, fastened and tightened properly to allow guests to ride.

Information in this guide is subject to change.



One Cedar Point Drive • Sandusky, OH 44870-5259

CedarPoint® 2011 Rider Safety Guide

Welcome to Cedar Point!

We are glad you're here. We have plenty of exciting rides and shows for everyone. At Cedar Point, we are proud to have earned one of the best safety records in the industry. We are committed to providing our guests with a safe environment and we want our guests to have a safe and enjoyable day.

Many amusement park rides incorporate safety systems designed by the manufacturer to accommodate people of average physical stature and body proportion. These safety systems may place restrictions on the ability of an individual to safely experience the ride. Extremely large or small individuals, guests who have heart, back or neck trouble, pregnant women, people who have had recent surgery, people with casts, braces, restrictive devices or certain disabilities may not be safely accommodated by these systems. For example, height requirements are based on the size needed for safety restraints to function properly and the level of maturity usually associated with a certain height.

Cedar Point's Ride Admission Policy has been developed in consultation with a biodynamics engineer and a rehabilitation specialist, based on the recommendations of the manufacturer, our past experience and our evaluation of each ride using our knowledge of the ride in both normal and emergency operating conditions. Our prime consideration is the ability of each person to endure the dynamics of a ride without risk of injury to that person or other riders.

Any guest who feels he may be affected by this policy is encouraged to visit the Park Operations Office to obtain a list of the rides he can safely ride. Your Ride Admission Policy list will provide information for our ride operators to help accommodate you.

Ride Safely

Under the Ohio Revised Code Section 1711.551 that riders must obey all warnings and directions regarding amusement park rides and behave in a manner that will not cause or contribute to injury to themselves or others. Failure to comply is a misdemeanor.

This includes people who are behaving in an unruly fashion or giving the indication of being under the influence of alcohol or chemical intoxicants.

While all amusement attractions have associated risks, certain individuals are at increased risk for injury from these attractions. Carefully evaluate each attraction to determine if you or members of your party can safely participate. We reserve the right to deny access to a ride to anyone we feel may not be able to safely experience the ride or may be a hazard to other riders.

Before riding, note all safety warnings for each ride. In general:

- Face forward and remain seated in an upright position with your back and shoulders against the seat back and hold on until the ride comes to a complete stop.
- Attention Riders: Due to the nature of our rides, backpacks, purses, electronics, stuffed animals and other loose items are not permitted on most rides. Glasses must be secured. Smaller items may be secured in cargo pockets, waist packs, left in a locker or with a non-rider. Cedar Point is not responsible for lost items.
- No smoking while in line or riding.
- Finish food and drink before boarding.
- All passenger restraint systems, including lap bars, shoulder harnesses and seatbelts, must be positioned, fastened and tightened at all times.
- No picture taking while riding.
- Keep all parts of your body inside ride unit at all times.
- Shirts are required on all rides except Shoot the Rapids, Snake River Falls and Thunder Canyon. Shoes may be removed before riding Chaos, maXair, Raptor, Power Tower, Skyhawk, Wave Swinger, Thunder Canyon, Shoot the Rapids, Snake River Falls, Skyscraper, Wicked Twister or WindSeeker.

















Ride Rating System

A Ride Rating Program has been designed which provides a scale for rating the thrill factor of each ride. The intent is to provide a scale to guide Park guests in determining which attractions to ride based on their own experience level, physical condition, and abilities.

Each ride/attraction is placed into one of five categories:

CATEGORY	DESCRIPTION
Low Thrill Rides	1 Rides that are generally calm and gentle in nature.
Mild Thrill Rides	2 Rides that generally have low speeds with gentle motion and braking. Rides have smooth transitions with some changes in elevation and speed.
Moderate Thrill Rides	3 Rides that generally have low to medium speeds and/or heights with moderate motion and braking. Riders may encounter unexpected changes in direction and/or speed during portions of the ride.
High Thrill Rides	4 Rides that generally have medium to high speeds and/or heights with moderate to rapid braking. Riders may encounter unexpected changes in speed, direction and/or elevation.
Aggressive Thrill Rides	5 Rides that generally have one or more of the following: high speeds and/or heights, aggressive and unexpected forces, and rapid directional or elevation change. Riders will encounter many unexpected rapid changes in speed, direction and/or elevation.

KEY TO SYMBOLS The following symbols and ride ratings are used to define our rides on the following pages.

 Ability to Transfer/ Negotiate Stairs	 Not recommended for guests with neck trouble	 72 MPH Maximum Speed of Ride	 Must be at least this height to ride.
 Accommodates Wheelchair	 Not recommended for pregnant women	 Must be accompanied by responsible person, of proper height to ride	 Cannot be any taller than this to ride/participate
 Transfer at ride unit	 Not recommended for guests who have had recent surgery	 Must be accompanied by a child to ride/participate	 200 FEET HIGH Maximum Height of Ride
 Not recommended for guests with back trouble	 Not recommended for guests with heart trouble or high blood pressure	 Lifejacket is required	 42" Water Depth Maximum Water Depth

Special Access Entrances

Cedar Point's Ride Admission Policy and Special Access Entrances are designed to help you safely experience our facilities. Rides with Special Access designations will make boarding easier. If you require the use of a Special Access Entrance to enter a ride, please visit the Park Operations Office, or Town Hall to obtain a Ride Admission Slip.

The safety of guests and employees is our #1 Priority at Cedar Point. Safety is a shared partnership between the park and our guests. Guests are asked to review and carefully consider the ride restrictions using good judgment. However, we reserve the right to make the final decision regarding eligibility of a rider based on a person's size, weight or other limitations. However, not everyone can safely enjoy every ride with a Special Access Entrance. Please refer to your individual Ride Admission Policy list for rides that will safely accommodate you.

In an effort to be fair to all of our guests, Guests with Restricted Mobility and one riding companion may enter via our special access entrance after their party waits in line. This service is for a Guest with Restricted Mobility and one riding companion.

The following guidelines will be of assistance when using Special Access Entrances.

1. Only one riding companion may enter through the Special Access Entrance with you. Other members of your party are asked to enter the ride in the standard manner through the line. Special Access Entrances are intended to accommodate wheelchairs and those Guests with Restricted Mobility and not to bypass others waiting in line.
2. Until your party reaches the boarding platform, you may rest in a comfortable location or enjoy other attractions in the area.
3. If you wish to ride together, once your party is ready to board, you may enter through the Special Access Entrance. Those members of the party who waited in line should advise the ride hosts that you will be joining them.

4. Cedar Point personnel are not trained nor permitted to transfer guests from a wheelchair to a ride unit. You should plan your visit with someone who can physically help you when necessary.
5. Not all rides have a Special Access Entrance. If in doubt, please refer to individual ride listings for locations.
6. The Guests with Restricted Mobility must ride in order for his/her party to use the Special Access Entrance. If the guest with restricted mobility chooses not to ride, his/her party must wait in line.

NOTE: Guests may not wait for more than one ride at a time.

Access Symbols

Symbols indicate boarding procedures for each ride and are defined below.



This symbol is used to identify rides where the guest may remain in wheelchair. These rides include: Cedar Point & Lake Erie Railroad, Paddlewheel Excursions and Space Spiral.



Attractions using this symbol can accommodate guests who are able to leave the wheelchair on the midway and climb steps to a second story station. These rides include: Corkscrew, Cedar Downs, Disaster Transport, Gemini, Iron Dragon, Junior Gemini and Sky Ride.



Rides using this symbol can accommodate guests who are able to transfer from the wheelchair to the ride unit. Guest must be accompanied by a companion who can assist with transfer, as Cedar Point employees are not permitted to physically assist guests with transferring from their wheelchairs. This symbol is used at all rides other than the ten rides listed above.

Guests Of Exceptional Size

All passenger restraint systems, including lap bars, shoulder harnesses and seatbelts, must be positioned and fastened properly to allow guests to ride.

Due to rider restraint system requirements, guests of exceptional size may not be accommodated on some of our rides. This may apply, but not be limited to, guests who exceed 6'2" or those who exceed 225 pounds, have a 40" waistline or 52" chest or females who exceed 200 pounds or wear a size 18 or larger.

Our larger guests may experience difficulty on Blue Streak, Chaos, Corkscrew, Disaster Transport, Mantis, Maverick, maXair, Mean Streak, Millennium Force, Mine Ride, Power Tower, Raptor, Skyhawk, Top Thrill Dragster, Wave Swinger, Shoot the Rapids and Wicked Twister.

Maximum recommended weight limits are posted at Camp Snoopy rides, Chaos, Monster, Scrambler, Super Himalaya, Troika, Wave Swinger, Planet Snoopy rides, RipCord and most Soak City attractions.

You may enter the ride via the exit to ensure the restraints function properly prior to waiting in line. Test seats are located at the queue entrance of Mantis, Maverick, maXair, Millennium Force, Raptor, Skyhawk, Top Thrill Dragster and Wicked Twister.

The manufacturer requires a maximum rider height of 6'6" for the following rides: Maverick, Millennium Force, Shoot the Rapids, Top Thrill Dragster and Wicked Twister.

Loose Articles: Travel Light



When planning your day at Cedar Point, it's best to travel light. Bring only items that can be safely secured in cargo pockets (fastened with velcro, a button or zipper) or a waist pack fastened with a zipper.

Most rides cannot accommodate loose articles including cell phones, pagers, hats, cameras, stuffed animals, purses, backpacks, basketballs, umbrellas, beverage containers, personal entertainment devices, etc. Items must be safely secured in cargo pockets, a waist pack, in a bin on the ride platform, left in a locker, or with a non-rider. Ride Operators cannot be responsible for these items. Millennium Force and Top Thrill Dragster: Loose items that are not able to be stored in waist packs or cargo pockets are not permitted in line. Glasses must be secured on all rides; on Maverick, maXair, Power Tower, Skyhawk, Top Thrill Dragster, Shoot the Rapids and Wicked Twister glasses must be secured by an athletic strap or they cannot be worn on the ride. For safety reasons, taking pictures, videotaping and filming on rides is prohibited.



Lost & Found Articles

Secure all loose articles such as glasses, cellular phones, pagers, loose change, cameras, keys, clothing, sunglasses, hats, wallets, etc., before you board a ride. All items found at Cedar Point are turned in to our Lost and Found Department at our main Security station located in the Main Midway Arcade on the Snoopy Boutique side. If you lose an item on a ride, we will search for the article as soon as possible. In order to keep the ride in operation an immediate search may not be possible. Please visit Lost and Found to complete paperwork to ensure the item is returned to you if it's found.

For your safety, do not enter unauthorized areas. You may be seriously injured if you enter an unauthorized area.

Additional Ride Information

To ensure guests can hear safety instructions, headphones must be removed before boarding. Personal entertainment devices must be safely secured in a cargo pocket, waist packet, left in a locker or with a non-rider.

Please refrain from eating or drinking refreshments in our station areas.



Camera Policy

For safety reasons, we cannot permit on-ride photography of any kind on any ride other than Space Spiral, CP & LE Railroad and Paddlewheel Excursions.

Due to the potential for water damage, Shoot the Rapids, Thunder Canyon and Snake River Falls riders should leave their cameras and other valuable items with a non-rider or in a locker.


Use of camera phones or any type of photography or video recording devices is prohibited in any rest room or Soak City Changing area.

Special Services

We're trying to make Cedar Point as enjoyable and barrier-free as practical. Listed below are some of the services we offer. Please feel free to suggest areas in which we might improve in the future.


1. On most rides, guests in wheelchairs will have to transfer out of their wheelchairs and into the ride vehicle.
2. A limited supply of wheelchairs and electric convenience vehicles (ECV) are available for rental at the Rental Center on the right just inside the front gate and at Joe Cool's Corner Store (wheelchairs only) near the Resort Gate. However, since wheelchairs and ECVs are rented on a first-come, first-served basis and cannot be reserved in advance, we urge guests to bring their own wheelchair.

Park employee escorts are necessary to have rented wheelchairs taken outside the park gates to the guests' car. Ask for an escort at the Rental Center.

3.  Our two First Aid Stations are staffed from 10 a.m. to closing. Refrigeration for medication, with the exception of bee sting anaphylaxis kits, is available at First Aid, and medical equipment can be stored. Emergency medical care is available for overnight guests. One First Aid Station is located behind the Snoopy Boutique, just off the main midway. A second is located in Frontiertown, near the entrance to Frontier Trail.

4. Guests requiring handicap parking spaces should turn on hazard lights and ask a traffic director for the exact location. Permits are required to use these spaces. Don't forget to turn off your lights!
5. Guests may recharge their wheelchair battery in the Park Operations office.
6. All shows and most attractions are accessible.



7.  Assistive listening systems utilize a lightweight wireless device that receives a signal from transmitters at certain locations in order to amplify sound. These are recommended for guests with mild to moderate hearing loss.

To use the system, obtain a receiver at Park Operations. A \$20.00 refundable deposit is required. (Refundable only when receiver is returned to Park Operations on the same day.)

This system is located in the following Live Entertainment venues: Camp Snoopy Theatre, Good Time Theatre, Jack Aldrich Theatre, Extreme Sports Stadium, Red Garter Saloon, and Palace Theatre.



8. American Sign Language Interpreting


If requested at least one week in advance, Cedar Point will provide American Sign Language Interpretation at the following shows and attractions: Camp Snoopy Theatre, Jack Aldrich Theatre, Extreme Sports Stadium, Good Time Theatre, Paddlewheel Excursions, Palace Theatre, Red Garter Saloon.

To arrange for sign language interpreting services, please email pbertsch@cedarpoint.com.


Live Show scripts are available at each show venue upon request and must be returned at the end of the show.


- Private rest room facilities for guests needing the assistance of another guest are available at Main First Aid, Camp Snoopy, Coral Courtyard, Matterhorn and Pet Farm rest room on the Frontier Trail.

Wheelchair accessible stalls are located at Camp Snoopy, Comfort Station, Coral Courtyard, Front Gate, Season Passes, Mantis, Matterhorn, Pet Chek (parking lot), Public Restroom (by Skyhawk), Space Spiral, Soak City East Bathhouse, Soak City rest room (inside waterpark), WildCat and in the women's side of Arcade and Raptor rest rooms.

-  A TTY is available at Guest Services, Hotel Breakers and Castaway Bay for guests with hearing disabilities needing to use a telephone.

- Although food and beverages are not allowed to be brought into the park, individuals who have special need/diet items due to a medical condition may bring small coolers to accommodate such needs.

-  Service animals are welcome at Cedar Point. Service animals must be physically controlled on a leash or harness at all times. Due to the nature of most rides, service animals must remain with a non-riding member of the guest's party. Cedar Point hosts are not permitted to take control of service animals. Guests whose service animals demonstrate aggressive actions toward our guests or employees will be directed to remove the animal from the park. Limit one service animal per guest.

 Guests may take advantage of our Parent Swap policy for staying with the service animal. Service animals may be taken on the Carrousel, C.P. & L.E. Railroad, Giant Wheel, Paddlewheel Excursions and Space Spiral.

- If you need further information or have a special need that is not addressed here, please contact the Park Operations Office, next to Kiddy Kingdom, or call (419) 627-2301.

Basic Information

In general, all riders should be in good health and free from any conditions known or unknown that might be aggravated by riding. To ride, guests must have the ability to brace themselves upright in the seat and support their head and neck during the ride movements.

Casts and Braces:

Guests with casts and braces will be restricted from riding rides where the cast or brace will not fit inside the ride unit or where it will present a hazard to the guest or others. Guests with full arm (elbow restricted) and full leg (knee restricted) casts or braces are restricted from most rides and slides at Cedar Point, Soak City and Castaway Bay.

Pregnant Women:

It is recommended that pregnant women refrain from riding all rides with the exception of CP & LE Railroad, Giant Wheel, Kiddy Kingdom and Midway Carrousel, Paddlewheel Excursions, Sky Ride and Space Spiral.

Prosthetic Devices

Guests with any type of prosthesis should not ride Power Tower, Raptor, Skyscraper, or Wave Swinger unless they can ensure the device is properly secured and will remain in place during the ride. If there is any concern of the prosthesis becoming dislodged during the ride, guests should visit the Park Operations Office for assistance.

The manufacturer of maXair requires that prosthetics be removed prior to riding.

The manufacturer of Skyhawk requires that guests with any type of prosthesis should not ride unless they can ensure the device is properly secured and will remain in place during the ride. The manufacturer also prohibits guests with any leg prosthetic devices at or above the knee from riding. Guests with prosthetic limbs must consult with Park Operations or Town Hall prior to waiting in line or riding.

The manufacturer of Maverick, Shoot the Rapids, Millennium Force, Top Thrill Dragster, Wicked Twister and WindSeeker requires that guests with prosthetic devices provide Cedar Point with documentation from the provider of their prosthetic device to guarantee that the device will remain securely in place while being accelerated to 120 miles per hour and while the ride/rider incurs weightlessness at the crest of the ride.

Guests with prosthetics which do not have any exposed metal parts are generally permitted on all waterpark attractions. Please consult with a member of management prior to riding to ensure that you have a safe riding experience.

Recent Surgery, Heart, Back, Neck Problems and/or Pregnancy



Guests with a history of recent surgery, heart trouble/high blood pressure, neck trouble, back trouble, or any other condition that may be aggravated by riding, or who are pregnant, should carefully heed all warning signs at each ride entrance. If you are in doubt about your ability to safely experience a ride or would like more rider information, please request our Rider Safety Guide at the Park Operations Office or Town Hall Museum. The ride manufacturer and Cedar Point prohibit guests with the above conditions from riding Camp Snoopy rides, Corkscrew, Gemini, Frog Hopper, Iron Dragon, Magnum XL-200, Mantis, Maverick, maXair, Millennium Force, Mine Ride, Planet Snoopy rides, Power Tower, Raptor, RipCord, Shoot the Rapids, Skyhawk, Snake River Falls, Top Thrill Dragster, Wicked Twister and WindSeeker.

Evacuations

Evacuations may be required due to such causes as a mechanical problem, weather conditions, or power interruption. If an evacuation is required, guests may need to maneuver across catwalks, from the highest point of the ride, and down steeply inclined catwalks or steps. Ride units may also stop at the top of lifts or on the ride course due to mechanical reasons.

If evacuation from a ride/attraction is required, for safety reasons, we may evacuate ambulatory guests prior to evacuating those guests using wheelchairs. If so, you accept any danger due to delayed evacuation or if we need to physically lift or lower you. If you use your wheelchair on a ride, you are responsible for it being able to withstand the movement of the ride.

Definitions

Every ride entrance lists height requirements and special instructions regarding the ride. Cedar Point uses the following terms:

Responsible Person: A responsible person is someone who meets all the requirements to ride the ride themselves, is 16 years of age or older, and demonstrates appropriate observed behavior.

Accompanied By: Whenever a guest needs accompaniment, the accompanying person must meet all the ride requirements, as well as assist the guest. This includes helping the guests in the boarding and exiting of the ride, assisting the guest in maintaining postural control while riding, and assisting the guest down stairs, catwalks, or ladders in case of an evacuation.

Hand-held Infant: A hand-held infant is a child who is unable to walk to the ride unit independently or maintain independent seated postural control.

Functioning Extremity: A functioning extremity is a limb over which a person has control. A prosthetic device is considered a functioning extremity. Maverick, maXair, Millennium Force, Shoot the Rapids, Skyhawk, Skyscraper, Top Thrill Dragster, Wicked Twister and WindSeeker have additional requirements regarding prosthetic devices.

Ability to hold on or brace: Ability to use one's arms to maintain a grasp on an assist bar and support one's body during normal and emergency procedures on a ride and to use one's legs to brace to maintain a seated position during the forces of the ride.

Criteria

Cedar Point's Ride Admission Policy is designed to allow our guests to participate in the enjoyment of our parks as much as possible. The policy was developed by analyzing the Neutral Criteria required to safely ride each particular ride. Each ride was evaluated for the criteria necessary for an individual to ride safely. It is our policy to allow anyone to ride who meets all these requirements and is not a hazard to himself or others. We continue to evaluate and update our Ride Admission Policy as necessary.

The evaluation of each ride considered the following eleven (11) criteria which may be required to ride a particular ride safely.

1. Ability to exhibit independent seated postural control under the dynamic conditions of the ride.

Explanation: The guest must have the body and spinal control to sit upright without the aid of other people or devices and be able to maintain the proper riding posture even during bumping or other characteristic movements of the ride. Certain ride units such as carousel horses require the ability to form a saddle posture with the guest's thighs.

2. Appropriate center of gravity.

Explanation: The guest's body must have the appropriate weight distribution for that ride.

3. Control of upper torso including neck and head.

Explanation: The guest must have sufficient muscle control to support head, neck, and upper torso during the course of the ride, including the dynamic motion of the ride (fast accelerations, quick decelerations, steep inclines, etc.).

4. Ability to hold on with one functioning arm.

Explanation: A functioning arm is an upper extremity or prosthesis exhibiting good grip control, the ability to brace, and enough strength to allow the guest to maintain the proper riding position throughout the duration of the ride.

5. Ability to hold on with two functioning arms.

Explanation: Ability to hold on with two functioning arms as defined above.

6. Ability to brace self with one functioning leg.

Explanation: Guests must have one functioning leg to be used for bracing the body during the course of the ride. A functioning leg may be a normal leg or a prosthesis which can be used for bracing.

7. Ability to brace self with two functioning legs.

Explanation: Guests must have two functioning legs to be used for bracing the body during the course of the ride and maintaining balance when entering and exiting a ride unit. A functioning leg may be a normal leg or a prosthesis (see page 6 for Prosthetic Devices) which can be used for bracing.

8. Minimum of two functioning extremities.

Explanation: Guests must have a minimum of two functioning extremities (two legs, two arms, or one arm and one leg) to brace themselves during the ride and assist in entering and exiting the ride unit.

9. Minimum of three functioning extremities.

Explanation: Guests must have a minimum of three functioning extremities (two legs and an arm or two arms and one leg) to brace themselves (with tripod bracing) during the ride.

10. Ability to enter/exit the attraction within specified parameters without endangering self or others.

Explanation: Guests must be able to enter and exit the ride without jeopardizing themselves or others and to assist with their own evacuation, if necessary. This may include special arrangements such as entering through the exit or having someone aid you in boarding. For the safety of our team members and guests, ride operators are instructed not to perform any lifting of guests, other than in the children's area.

11. Appropriate Observed Behavior:

Explanation: Guest demonstrates appropriate observed behavior indicating a willingness and ability to participate and/or follow rider requirements. Appropriate observed behavior may include, but not be limited to maintaining proper riding position, attention and compliance to safety instructions, proper use of all ride safety equipment and willingness to participate.

In addition to the basic Neutral Criteria defined above, each ride was evaluated relative to specific temporary conditions which may prevent a guest from safely riding a particular ride. Specific conditions evaluated were:

- Cervical collar or neck brace
- Broken collar bone
- Full arm cast
- Braced arm cast
- Full leg cast
- Bilateral abduction leg casts (brace between legs)
- The suitability of safely carrying hand-held infants on each ride was also evaluated.

RIDES

The following descriptions are designed to give you information on the type of actions caused by various rides. If you have been authorized for special access, follow the directions listed under each ride.

Antique Cars & Cadillac Cars



Guest-operated replica of 1914 Cadillac. Guest should be able to brace to maintain seated position during the ride, including possible bumping by other cars. If guest cannot steer and depress gas pedal while seated normally, another individual must accompany the guest to drive. The seatbelt must be fastened and tightened securely at all times. Enter through the Special Access Entrance gate at the exit and wait for host. Drivers must be 48" tall.

Blue Streak ⁴



Traditional wooden roller coaster. The lap bar and seatbelt must be fastened and tightened securely at all times. Special access via the exit ramp. May not accommodate guests of exceptional size.

Calypso ³



Circular ride with sweeps moving in the opposite direction as the ride table. The grab bar and seatbelt must be fastened and tightened securely at all times. Signal for host at the Special Access Entrance gate at the exit (to right of entrance).

CAMP SNOOPY



Hand held infants are not permitted on any of the rides. Lap bars and seatbelts must be fastened and tightened securely on all rides. Guests needing special access should enter through the regular entrance of each ride.

Balloon Race ²



Colorful hot air balloon ride. Guests ride in one of eight balloons that lift and rotate in the air. Guests control the spin of the balloons. Maximum of four guests per balloon. Limit one rider over 54" per balloon. Maximum recommended weight limit of 300 pounds per balloon. Seatbelt must be fastened and tightened securely at all times.

Camp Bus ³



PEANUTS™ character themed bus with six rows that seat four guests per row. A lap bar lowers across the laps of riders. The bus rotates in a clockwise direction reaching a height of over 20 feet. Maximum weight limit 440 pounds per row.

Lolli Swing ²



Chair swing ride. 16 swings accommodate two riders each with total weight limit of 275 pounds per swing. The swings are free hanging and suspended from an elevated, turning and slanting pylon. Seatbelt must be fastened securely between the legs of each rider at all times.

PEANUTS™ 500 ²



Guests ride in their own NASCAR style car that whips around an oblong track. Maximum of two guests per car. Maximum recommended weight of 275 pounds per car. Seatbelt must be fastened and tightened securely at all times.

Red Baron ²



Guests fly World War I biplanes and as the ride rotates, the pilot can control a lever that allows each flyer to maneuver the plane up or down. Guests must be between 36" and 54" tall to ride. Maximum recommended weight limit 220 pounds per plane. Seatbelt must be fastened and tightened securely at all times.

Snoopy Bounce ²



The Snoopy Bounce is an air filled mattress located inside a large inflated Snoopy. Guests must be between 36" and 54" tall and at least 3 years old to participate. Guests must be 36" tall in bare feet to participate.

Tilt-A-Whirl ▲ 3



A circular ride with independent, free spinning gondolas. Guests must be 46" tall or accompanied by a responsible person. Riders less than 6 years old must be accompanied by a responsible person. Due to the nature of the undulating ride platform, transfer may be difficult. Maximum recommended weight limit of 800 pounds per car.

Woodstock Express ◆ 4



A family roller coaster that travels up 38 feet at speeds of 25 miles per hour. Guests must be 36" tall to ride Woodstock Express. Guests between 36" tall and 48" tall must be accompanied by a responsible person. Maximum recommended weight limit is 300 pounds per car. May not accommodate guests of exceptional size. Lap bar and seatbelt must be fastened and tightened securely at all times. WARNING: This ride contains strobe lighting.

Carrousel -

Midway & Kiddy Kingdom ● 1



Located inside the Main Gate and in Kiddy Kingdom, a carousel which has chariot seating available. See operator for special access.

Cedar Downs Racing Derby ▲ 3



A high-speed, circular ride somewhat resembling a carousel. This ride is deceiving. It generates a high level of centrifugal force due to the speed and size of the ride table. Guests must be able to hold on to horse and also grip horse with legs. Guests should be able to board horses on own to ride. Special access is via the exit ramp.

Cedar Point & Lake Erie Railroad ● 1



Authentic coal-fired steam engines transport passengers along a track that circles the back section of the park. There are two stations, Main Station located near Millennium Force and Frontier Station located near Mean Streak. Guests less than 46" tall should sit in the center of the bench, not on the outside edge. At both stations, the Special Access entrance is to the right of the turnstile. See host for boarding instructions. Wheelchairs can be folded and loaded on train. A special car and ramp are available for those unable to board without leaving their wheelchair.

Corkscrew ◆ 5



The Corkscrew is a high-speed, looping roller coaster which turns riders upside down three times. The shoulder harness must be lowered securely across the chest at all times and the seatbelt must be fastened. Special access is via the exit flights of steps to second-story station, please leave wheelchairs on midway.

Disaster Transport ◆ 4



Space adventure roller coaster-type ride which runs in dark, strobe-illuminated building. The lap bar must be fastened and tightened securely at all times. Warning: this ride contains strobe lighting. See entrance host for special access entrance which is via the exit flights of steps to a second story station. Please leave wheelchairs on midway. This ride may not accommodate guests of exceptional size.

Dodgem 4



Bumper car ride. Guest should be able to brace to maintain seated position during ride, including bumping other cars. If guest cannot steer and depress accelerator while seated normally, another individual must accompany the guest to drive. Guests must be at least 36" tall to ride. Guests between 36" tall and 48" tall must be accompanied by a responsible person. The seatbelt must be fastened and tightened securely across the chest and under the arms of each rider at all times. Special Access Entrance is at exit gate.

Gemini 5



The Gemini is a high-speed roller coaster. The lap bar and seatbelt must be fastened and tightened securely at all times. Special Access Entrance is up exit stairs to second-story station. Due to the volume of exiting riders, please do not try to take a wheelchair to the base of the exit steps, but instead leave it by the exit on the midway.

GEMINI CHILDREN'S AREA



Five kiddie rides including Jr. Gemini coaster, Space Age, Rock, Spin & Turn, Frog Hopper and Bumper Boats.

Bumper Boats 2



Junior bumper boats. Riders steer boats in 12" deep water. Special Access via exit.

Frog Hopper 2



Junior Power Tower. Maximum recommended weight limit per ride 400 pounds. Special Access via exit. The lap bar and seatbelts must be fastened and tightened securely at all times.

Jr. Gemini 2



Junior coaster. Lap bars and seatbelts must be fastened and tightened securely at all times. No hand-held infants. Special Access via exit stairs, please leave wheelchair on midway.

Rock, Spin & Turn 2



Junior tea cup spinning ride. Seatbelt must be fastened and tightened securely at all times. No hand-held infants. Special Access mainstreamed through ride entrance.

Space Age 1



Kiddie circular ride. Seatbelt must be fastened and tightened securely at all times. No hand-held infants. Special Access mainstreamed through ride entrance.

Giant Wheel 2



A 145-foot-tall Ferris wheel. Guests ride in one of 36 gondolas suspended from the outer rim of the wheel. The seatbelt must be fastened and tightened securely at all times. Wheelchairs can not be accommodated in the gondolas, but can be brought up to the gondola for transferring. To board, signal for host at the Special Access Entrance to the left of the regular entrance.

Iron Dragon 4



The Iron Dragon is a suspended roller coaster with cars that hang down from the track and swing out to the sides as the ride drops and turns. The shoulder harness must be fastened and tightened securely across the chest at all times. Special Access Entrance is via the exit flight of steps to second-story station. Please leave wheelchair on midway.

KIDDY KINGDOM



Twelve kiddie rides. Guests should enter through the regular entrance of each ride.

4 x 4's ²



Miniature jeep ride that operates on an electric track. Seatbelt must be fastened and tightened securely at all times. No hand-held infants.

Helicopters ²



Kiddie helicopter ride. Riders control the elevation of each unit. Seatbelt must be fastened and tightened securely at all times. Maximum recommended weight limit 220 pounds per helicopter. No hand-held infants.

Krazy Kars ²



Kiddie bumper cars. Seatbelt must be fastened and tightened securely at all times. No hand-held infants.

Motorcycles ¹



Kiddy motorcycle ride. Seatbelt must be fastened and tightened securely at all times. Both feet must be flat on the floor.

Old Timers, Dune Buggies, Hot Rods, Mustangs, Police Cars ¹



Themed kiddie circular ride. Seatbelts must be fastened and tightened securely at all times. No hand-held infants.

Roto-Whip ²



Kiddie "whip" ride. Seatbelt must be fastened and tightened securely at all times. No hand-held infants.

Sir Rub-a-Dubs Tubs ²



Children and their parents ride in small circular tubs propelled by moving water. No hand-held infants. Maximum recommended weight limit 250 pounds per person.

Sky Fighters ²



Kiddie plane ride. Riders control the elevation of each unit. Seatbelt must be fastened and tightened securely at all times. Maximum recommended weight limit 100 pounds per plane. No hand-held infants.

Magnum XL-200 ⁵



The Magnum XL-200 is a very high-speed steel roller coaster, 205 feet high, featuring steep drops, dips and turns and speeds of over 70 miles per hour. The lap bar and seatbelt must be fastened and tightened securely at all times.

Warning: this ride contains strobe lighting. Special Access Entrance is via the exit ramp.

Mantis®



This exciting stand-up roller coaster turns riders upside down a total of four times, includes a 137-foot drop at a 52 degree angle. The shoulder harness and seatbelt must be fastened and tightened securely at all times. A bicycle type seat between the legs locks guests into the saddle. May not accommodate guests of exceptional size. Please try test seat at the ride entrance and ensure the seatbelt fastens before entering the line.

Warning: this ride contains strobe lighting. Use the phone at the base of the elevator to request boarding assistance.

Matterhorn



Flying bob ride where cars are pivoted toward horizontal position by the centrifugal force created by the ride's rotating table. Guests must be at least 42" tall to ride. Guests between 42" tall and 46" tall must be accompanied by a responsible person. To enter ride, guest must maneuver into free swinging car suspended several feet above the floor. Guest should be able to brace to maintain seated position during side to side swings produced by the ride. Lap bar must be secure on lap during ride. The seatbelt must be fastened and tightened securely at all times. Signal for host at the Special Access Entrance gate at the exit (to left of entrance).

Maverick™



The Maverick is a launched full circuit roller coaster. Guests must be in good health to ride this ride.

Warning: This ride contains strobe lighting.

Shoulder harnesses and seatbelts must be fastened and tightened securely at all times. The horizontal part of the lap bar/shoulder harness should be in firm contact against the pelvis and muscular parts of thighs. May not accommodate guests of exceptional size. Maximum Rider Height 6'6". Please try test seat at the ride entrance and ensure that seatbelt fastens and tightens at least one inch before entering line. Glasses must be secured with an athletic strap. Earrings must be removed prior to riding. Guests with prosthetic devices must contact Park Operations or Town Hall prior to waiting in line or riding.

Guests using special access enter via entrance, go through the wheelchair lane and take the elevator to the second floor boarding platform.

	* Seated Postural Control	* Seated Postural Control	* Appropriate Center Gravity	* One Functioning Arm	* One Functioning Leg	* One Functioning Arm	* One Functioning Leg	* Two Functioning Arms	* Two Functioning Legs	* Two Functioning Extremities	* Two Functioning Extremities	* Ability To Enter/Exit Ride Safely	* Cervical Collar or Neck Brace	* Broken Collar or Neck Brace	* Full Arm Cast	* Full Arm Cast	* Full Leg Cast	* Brace Between Legs	* Hand-held Infants	* Height Requirement	* Less than 54"	* Less than 54" or accompanied by responsible person
--	---------------------------	---------------------------	------------------------------	-----------------------	-----------------------	-----------------------	-----------------------	------------------------	------------------------	-------------------------------	-------------------------------	-------------------------------------	---------------------------------	-------------------------------	-----------------	-----------------	-----------------	----------------------	---------------------	----------------------	-----------------	--

Antique/Cadillac Cars	Y	Y	Y	Y	Y	Y	Y	Y	Y	Y	Y	N	N	N	N	N	N	N	N	48"		
Blue Streak	Y	Y	Y	Y	Y	Y	Y	Y	Y	Y	Y	N	N	N	N	N	N	N	N	48"		
Calypso	Y	Y	Y	Y	Y	Y	Y	Y	Y	Y	Y	N	N	N	N	N	N	N	N	46"		
Camp Bus	Y	Y	Y	Y	Y	Y	Y	Y	Y	Y	Y	N	N	N	N	N	N	N	N	42"		
Balloon Race	Y	Y	Y	Y	Y	Y	Y	Y	Y	Y	Y	N	N	N	N	N	N	N	N	42"		
Lolli Swing	Y	Y	Y	Y	Y	Y	Y	Y	Y	Y	Y	N	N	N	N	N	N	N	N	42"		
PEANUTS™ 500	Y	Y	Y	Y	Y	Y	Y	Y	Y	Y	Y	N	N	N	N	N	N	N	N	42"		
Red Baron	Y	Y	Y	Y	Y	Y	Y	Y	Y	Y	Y	N	N	N	N	N	N	N	N	42"		
Snoopy Bounce	Y	Y	Y	Y	Y	Y	Y	Y	Y	Y	Y	N	N	N	N	N	N	N	N	36"	X	
Tilt-A-Whirl	Y	Y	Y	Y	Y	Y	Y	Y	Y	Y	Y	N	N	N	N	N	N	N	N	36"	X	
Woodstock Express	Y	Y	Y	Y	Y	Y	Y	Y	Y	Y	Y	N	N	N	N	N	N	N	N	46"		
Midway Carousel	Y	Y	Y	Y	Y	Y	Y	Y	Y	Y	Y	N	N	N	N	N	N	N	N	48"		
Cedar Downs	Y	Y	Y	Y	Y	Y	Y	Y	Y	Y	Y	N	N	N	N	N	N	N	N	46"		
Cedar Point & Lake Erie Railroad	Y	Y	Y	Y	Y	Y	Y	Y	Y	Y	Y	N	N	N	N	N	N	N	N	48"		
Corkscrew	Y	Y	Y	Y	Y	Y	Y	Y	Y	Y	Y	N	N	N	N	N	N	N	N	46"		
Disaster Transport	Y	Y	Y	Y	Y	Y	Y	Y	Y	Y	Y	N	N	N	N	N	N	N	N	48"		
Dodgem	Y	Y	Y	Y	Y	Y	Y	Y	Y	Y	Y	N	N	N	N	N	N	N	N	48"		
Gemini	Y	Y	Y	Y	Y	Y	Y	Y	Y	Y	Y	N	N	N	N	N	N	N	N	48"		
Giant Wheel	*	Y	Y	Y	Y	Y	Y	Y	Y	Y	Y	N	N	N	N	N	N	N	N	48"		
Bumper Boats	Y	Y	Y	Y	Y	Y	Y	Y	Y	Y	Y	N	N	N	N	N	N	N	N	36"	X	
Frog Hopper	Y	Y	Y	Y	Y	Y	Y	Y	Y	Y	Y	N	N	N	N	N	N	N	N	36"	X	
Jr. Gemini	Y	Y	Y	Y	Y	Y	Y	Y	Y	Y	Y	N	N	N	N	N	N	N	N	36"	X	
Rock, Spin & Turn	Y	Y	Y	Y	Y	Y	Y	Y	Y	Y	Y	N	N	N	N	N	N	N	N			X
Space Age	Y	Y	Y	Y	Y	Y	Y	Y	Y	Y	Y	N	N	N	N	N	N	N	N	46"		
Iron Dragon	Y	Y	Y	Y	Y	Y	Y	Y	Y	Y	Y	N	N	N	N	N	N	N	N			
4 x 4's	Y	Y	Y	Y	Y	Y	Y	Y	Y	Y	Y	Y	Y	Y	Y	Y	Y	Y	Y			
Carousel	Y	Y	Y	Y	Y	Y	Y	Y	Y	Y	Y	N	N	N	N	N	N	N	N	46"		
Dune Buggies	Y	Y	Y	Y	Y	Y	Y	Y	Y	Y	Y	N	N	N	N	N	N	N	N			
Helicopters	Y	Y	Y	Y	Y	Y	Y	Y	Y	Y	Y	N	N	N	N	N	N	N	N			
Hot Rods	Y	Y	Y	Y	Y	Y	Y	Y	Y	Y	Y	N	N	N	N	N	N	N	N			
Krazy Kars	Y	Y	Y	Y	Y	Y	Y	Y	Y	Y	Y	N	N	N	N	N	N	N	N			
Motorcycles	Y	Y	Y	Y	Y	Y	Y	Y	Y	Y	Y	N	N	N	N	N	N	N	N	39"	X	
Mustangs	Y	Y	Y	Y	Y	Y	Y	Y	Y	Y	Y	N	N	N	N	N	N	N	N			
Old Timers	Y	Y	Y	Y	Y	Y	Y	Y	Y	Y	Y	N	N	N	N	N	N	N	N			
Police Cars	Y	Y	Y	Y	Y	Y	Y	Y	Y	Y	Y	N	N	N	N	N	N	N	N			
Roto Whip	Y	Y	Y	Y	Y	Y	Y	Y	Y	Y	Y	N	N	N	N	N	N	N	N			

KIDDY KINGDOM

Sir Rub-A-Dub's Tubs	Y	*	Y	Y	Y	Y	Y	Y	Y	Y	Y	Y	Y	Y	Y	Y	Y	f	N		42"	X	
Sky Fighters	Y	Y	Y	Y	Y	Y	Y												f	N		X	
Magnum XL-200	Y	Y	Y	Y	Y	Y	Y												N	N	48"		
Mantis	Y	Y	Y	Y	Y	Y	Y												N	N	54"		
Matterhorn	Y	Y	Y	Y	Y	Y	Y												N	N	42"		
Maverick	Y	Y	Y	Y	Y	Y	Y												N	N	52"		46"
maXair	Y	Y	Y	Y	Y	Y	Y	e											N	N	52"		
Mean Streak	Y	Y	Y	Y	Y	Y	Y												N	N	48"		
Millennium Force	Y	Y	Y	Y	Y	Y	Y												N	N	48"		
Mine Ride	Y	Y	Y	Y	Y	Y	Y	Y											N	N	48"		
Monster	Y	Y	Y	Y	Y	Y	Y	Y											N	N	46"		46"
Ocean Motion	Y	Y	Y	Y	Y	Y	Y												N	N	39"		48"
Paddlewheel Excursions	b																			f	b		46"
Flying Ace Balloon Race	Y	Y	Y	Y	Y	Y	Y												f	f	N		42"
Kite Eating Tree	Y	Y	Y	Y	Y	Y	Y	e											N	N	36"	X	
PEANUTS Road Rally	Y	Y	Y	Y	Y	Y	Y												f	f	N		42"
Snoopy's Deep Sea Divers	Y	Y	Y	Y	Y	Y	Y	Y											f	f	N		42"
Snoopy's Express Railroad	*																		f	f	*		36"
Snoopy's Space Race	Y	Y	Y	Y	Y	Y	Y												N	N	36"	X	
Woodstock's Whirlybirds	Y	Y	Y	Y	Y	Y	Y												N	N	42"		
Power Tower	Y	e	Y	Y	Y	Y	e												N	N	52"		
Raptor	Y	e	Y	Y	Y	Y	g	e											N	N	54"		
Scrambler	Y	Y	Y	Y	Y	Y	Y	Y	I										N	N	36"		
Shoot the Rapids	Y	Y	Y	Y	Y	Y	Y	Y											N	N	46"		
Sky Ride	Y								Y										N	N	*		48"
Skyhawk	Y	Y	Y	Y	Y	Y	Y												N	N	48"		
Snake River Falls	Y	Y	Y	Y	Y	Y	Y	Y											N	N	48"		
Snake River Falls	Y	Y	Y	Y	Y	Y	Y	Y											N	N	48"		
Space Spiral	*																		N	N	*		46"
Super Himalaya	Y	Y	Y	Y	Y	Y	Y	Y	I										N	N	f	N	52"
Thunder Canyon	Y	Y	Y	Y	Y	Y	Y												N	N	f	N	
Top Thrill Dragster	Y	Y	Y	Y	Y	Y	Y	Y											N	N	46"		
Troika	Y	Y	Y	Y	Y	Y	Y	Y											N	N	42"		54"
Turnpike Cars	*		Y	*															N	N	N		48"
Wave Swinger	Y	Y	Y	Y	Y	Y	Y	Y											N	N	f	N	48"
Wicked Twister	Y	e	Y	Y	Y	Y	Y	e											N	N	f	N	52"
WildCat	Y	Y	Y	Y	Y	Y	Y	Y											N	N	f	N	48"
WindSeeker	Y	Y	Y	Y	Y	Y	Y												N	N	f	N	52"
Witches' Wheel	Y	Y	Y	Y	Y	Y	Y	Y											N	N	f	N	54"

PLANET SNOOPY

Y Must have this criteria in order to ride.
N May not ride if has one of these conditions.
X Must meet this requirement.
***** Accompanied by a responsible person.
cl Must ride in the chair on a carousel and be accompanied by a responsible person.
I Guest may have two functioning legs instead of two functioning arms.

f Cast must fit comfortably inside ride unit.
g Two functioning arms are sufficient instead of three functioning extremities if the guest has a normal center of gravity and the lower extremities are sufficiently strong to maintain proper riding posture under the dynamic conditions of the ride. Amputation must be at knee or below.

gl Two functioning arms are sufficient instead of one functioning arm and one functioning leg if the guest has a normal center of gravity and lower extremities are sufficiently strong to maintain proper riding posture under the dynamic conditions of the ride. Amputation must be at knee or below.
b Must be seated with a responsible person in the center of the bench.
sl Two functioning arms are sufficient instead of one functioning arm and one functioning leg if the guest is able to form a saddle posture with leg remnants sufficient to brace self upright in the seat against the shoulder harness.
h Must have ability to straddle the ride unit.
e The guest must have sufficient lower extremities to ensure the ride restraint system adequately restrains him.

	Seated Postural Control	Appropriate Center Gravity	One Functioning Arm	Two Functioning Arms	One Functioning Leg	Two Functioning Legs	Two Functioning Extremities	Three Functioning Extremities	Ability To Enter/Exit Ride Safely	Appropriate Observed Behavior	Broken Collar or Neck Brace	Full Arm Cast	Brace Arm Cast	Full Leg Cast	Brace Between Legs	Hand-held Infants	Height Requirement	Less than 54"	or accompanied by responsible person	Less than 52" or accompanied by kiddie	Must be XX years of age
Choo Choo Lagoon	*Y						Y	*Y	N	N					*				52"		
Tadpole Town	*Y						Y	*Y	N	N					*				52"		
Main Stream	*Y	Y	Y	Y	Y	Y	Y	*Y	N	N	N	N	N	N	N		42"				
Renegade River	*Y	Y	Y	Y	Y	Y	Y	*Y	N	N	N	N	N	N	N		42"				
Body Slides	Y	Y	Y	Y	Y	Y	Y	Y	N	N	N	N	N	N	N	48"					
Speed Slides	Y	Y	Y	Y	Y	Y	Y	Y	N	N	N	N	N	N	N	48"					
Tube & Raft Slides	Y	Y	Y	Y	Y	Y	Y	Y	N	N	N	N	N	N	N	48"					
Adult Pool	*Y							*							N					21	
Breakers Bay	*Y	*	*	*	*	*	Y	*Y	z	z	z	z	z	z	z	z					
Adventure Cove	Y						Y	Y	N	N	N	N	N	N	N						
Eerie Falls	Y	Y	Y	Y	Y	Y	Y	Y	N	N	N	N	N	N	N	48"					
Zoom Flume	Y	Y	Y	Y	Y	Y	Y	Y	N	N	N	N	N	N	N	46"					
Splash Zone	Y	Y	Y	Y	Y	Y	Y	Y	N	N	N	N	N	N	N						
Grand Prix	Y	Y	Y	Y	Y	Y	Y	Y	N	N	N	N	N	N	N						16
Sprint Karts	Y	Y	Y	Y	Y	Y	Y	Y	N	N	N	N	N	N	N	48"					
RipCord	Y	Q	Y	Q	Y	Y	Y	Y	N	N	N	N	N	N	N	48"					
Skyscraper	Y	Y	Y	Y	Y	Y	Y	Y	N	N	N	N	N	N	N	48"					

Y Must have this criteria in order to ride.
N May not ride if has one of these conditions.
X Must meet this requirement.

***** Accompanied by a responsible person.
Q Proper functioning of flight suit must be maintained.
z Must stay in 2 feet of water or less.

z Accompanied by a responsible person.
f Cast must fit comfortably inside ride unit.

z Must stay in 2 feet of water or less and be accompanied by a responsible person.
f Cast must fit comfortably inside ride unit.

maXair



maXair is a high-energy, high capacity thrill ride. Riders sit in outward facing suspended seats that form a giant circle with their legs dangling freely. The ride swings in a pendulum motion at heights of 140 feet, while spinning in a clockwise rotation, reaching maximum speeds of 70 mph. Guests will experience feelings of weightlessness.

Warning: this ride contains strobe lighting.

Each seat has an individual shoulder harness and seatbelt that must be fastened and tightened at all times. May not accommodate guests of exceptional size. Please try test seat at the ride entrance and ensure seatbelt fastens.

Glasses must be secured with an athletic strap.

Guests with any type of prosthesis should remove the prosthesis prior to riding. Guests should contact Park Operations Office for assistance. Guests with disabilities are mainstreamed through the ride queues.

Mean Streak



The Mean Streak is a high-speed wooden roller coaster. The lap bar and seatbelt must be fastened and tightened securely at all times. Special access is via the exit ramp. May not accommodate guests of exceptional size.

Warning: this ride contains strobe lighting.

Millennium Force®



The Millennium Force is a high-speed giga roller coaster. Guests must be in good health to ride this ride.

Warning: This ride contains strobe lighting.

May not accommodate guests of exceptional size. Lap bars and seatbelts must be fastened and tightened securely at all times. The lap bar should be in firm contact against the pelvis and muscular parts of thighs. Please try the test seat at the ride entrance and ensure seatbelt fastens and tightens one half inch. Maximum rider height of 6'6". Guests using Special Access will enter via the exit. Guests with prosthetic devices must contact Park Operations prior to waiting in line or riding.

Mine Ride



A wood and steel coaster which reaches heights of 40 feet and speeds of 40 mph. The lap bar must be lowered and seatbelt must be fastened and tightened securely at all times. May not accommodate guests of exceptional size. Special Access via the ride exit.

Monster



Circular ride with the sweeps moving clockwise versus the up and down counterclockwise movement of the arms. Maximum recommended weight limit 400 pounds per car. May not accommodate guests of exceptional size. Signal for host at the Special Access Entrance at the exit gate.

Ocean Motion ³



A swinging boat ride. Produces a feeling of weightlessness. The ride has a grab bar which lowers above the laps of all riders in the seat. Guests must be at least 39" tall to ride, guests between 39" and 48" must be accompanied by a responsible person and sit in the center of the bench and in the center two rows of the boat. A responsible person may accompany maximum of two guests less than 48" tall. Enter the ride via the exit ramp and wait for host at the top of the platform.

Paddlewheel Excursions ²



Paddlewheel river boats which carry guests on an early American cruise. Special access is through the regular entrance; wait at the Special Access Gate just past the turnstiles. Guests may remain in wheelchair to ride.

PLANET SNOOPY ¹



Special Access to all rides in Planet Snoopy is mainstreamed through the ride entrance.

Flying Ace Balloon Race ²



Colorful hot air balloon ride. Guests ride in one of eight balloons that lift and rotate in the air. Guests control the spin of the balloons. Maximum of four guests per balloon. One adult per balloon. Maximum recommended weight limit of 300 lbs. per balloon. No hand-held infants. Seatbelt must be fastened and tightened securely at all times.

Kite Eating Tree ²



Junior Power Tower. The lap bar and seatbelts must be fastened and tightened securely at all times. Maximum recommended weight limit per ride 660 lbs.

PEANUTS Road Rally ²



Miniature convoy truck ride that operates on an electric track. Seatbelt must be fastened and tightened securely at all times. No hand-held infants. Maximum recommended weight limit 440 lbs.

Snoopy's Deep Sea Divers ³



Submarine with six rows that seat four guests per row. A lap bar lowers across the laps of riders. The sub rotates in a clockwise direction reaching a height of over 20 feet. Maximum weight limit of 440 pounds per row. No hand-held infants.

Snoopy's Express Railroad ¹



Miniature railroad. Seatbelts must be securely fastened and tightened at all times. Maximum weight limit 880 pounds per car.

Snoopy's Space Race ²



Guests fly planes as the ride rotates, the pilot can control a lever that allows each flyer to maneuver the plane up or down. Guests must be between 36" and 54" tall to ride. Maximum recommended weight limit 220 pounds per plane. Seatbelt must be fastened and tightened securely at all times.

Woodstock's Whirlybirds ²



Junior tea cup spinning ride. Seatbelt must be fastened and tightened securely at all times. No hand held infants. Limit one rider over 54" per car. Maximum weight limit 440 pounds per car.

Power Tower 5



Power Tower provides guests with a choice of two different thrills. Guests may be rapidly propelled to the top of the tower, or shot down at speed of 50 miles per hour in three seconds. The shoulder harness and seatbelt must be fastened and tightened securely at all times. May not accommodate guests of exceptional size. Glasses must be secured with an athletic strap.

Guests with any type of prosthesis should not ride unless they can ensure the device is properly secured and will remain in place during the ride. If there is any concern of the prosthesis becoming dislodged during the ride, guests should contact Park Operations Office for assistance. Special access is through the exit gate.

Raptor® 5



This exciting inverted roller coaster turns riders upside down a total of six times, includes a 100-foot tall vertical loop, two inverted corkscrews, a zero-gravity roll and cobra, which flips riders twice. The Raptor uses chair lift-like vehicles suspended below an inverted track that sends passengers looping upside down on the outside of the structure.

The shoulder harness and seatbelt must be fastened and tightened securely at all times. May not accommodate guests of exceptional size, please try out the test seat at the entrance to ensure that all restraints fasten before waiting in line. Maximum chest size of 54 inches.

Guests with any type of prosthesis should not ride unless they can ensure the device is properly secured and will remain in place during the ride. If there is any concern of the prosthesis becoming dislodged during the ride, guests should contact Park Operations Office for assistance.

Special access via exit stairs. Guests using wheelchairs please follow sign around back of ride to base of elevator. Use phone to alert hosts for assistance.

Warning: this ride contains strobe lighting.

Scrambler 3



Rotating cars are mounted on counter-rotating arms, which produces strong accelerations, changing force and direction rapidly. The grab bar and seatbelts must be fastened and tightened securely at all times. Guests must be 36" tall to ride. Guests between 36" and 48" tall must be accompanied by a responsible person. Signal for host at the Special Access Entrance gate at the exit (to left of entrance). Maximum recommended weight limit 510 pounds per car.

Shoot the Rapids 5



A 10 person shoot-the-chute ride. You will get wet! Boats navigate through meandering rivers and climb two lift hills and shoot through white water rapids and rockwork. Guests must transfer in and out of wet boats. The lap bars must be securely fastened against the pelvis and muscular parts of the thighs. Maximum rider height of 6'6". Guests with prosthetic devices must contact Park Operations or Town Hall prior to waiting in line or riding. Glasses must be secured with an athletic strap. Special access is located at the ride entrance. Warning: This ride contains strobe lighting.

Sky Ride 3



Cable car ride with gondolas suspended from overhead moving cable. Special access is via the exit flights of steps to a second-story station. Wheelchairs cannot be accommodated in the gondolas, please leave them on the midway. Maximum recommended weight limit 660 pounds per cabin.

Skyhawk 5



Skyhawk features two giant swinging arms, each 84 feet in length, with 20 seats on each arm. Each set of 20 seats consists of two rows of 10 seats, positioned back to back, providing guests with a front row view. Riders will be pushed toward the sky and then experience weightlessness as they reverse direction. At the peak of the arc, riders will be 125 feet in the air and will reach speeds of 60 mph in both directions.

The lap bar and seatbelt must be fastened and tightened at all times. May not accommodate guests of exceptional size. Please try test seat at the ride entrance and ensure restraints fasten.

Glasses must be secured with an athletic strap.

Guests with any type of prosthesis should not ride unless they can ensure the device is properly secured and will remain in place during the ride. The manufacturer prohibits guests with any leg prosthetic devices at or above the knee from riding. Guests with prosthetic limbs must consult with Park Operations or Town Hall prior to waiting in line or riding.

The manufacturer prohibits persons with a fear of heights from riding Skyhawk.

Guests with disabilities are mainstreamed through the ride queues.

Snake River Falls 5



You will get soaked! Water flume ride with a large 20 passenger boat. Please sit upright and hold on to the assist bars at all times. Special access is via the Special Access gate on the right side of the entrance.

Space Spiral 2



Viewing tower ride. Please wait at Special Access Entrance at exit for boarding instructions. May accommodate some smaller wheelchairs in cabin.

Super Himalaya 3



High-speed circular ride which follows a steeply rolling up and down table. The grab bar must remain closed at all times. Seatbelt must be fastened and tightened securely at all times. Maximum recommended weight limit 495 pounds per car. Riders less than 8 years old must be accompanied by a responsible person. Signal for host at the Special Access Entrance gate at the exit (to right of entrance).

Thunder Canyon 4



A 12-person-raft, river rapids ride. You will get soaked! Rafts float and bounce down high-speed rapids, often rotating rapidly after impacting with the bank of the ride. Guests must transfer in and out of wet rafts. The seatbelt must be fastened and tightened securely at all times. Special access is located near the ride exit.

Top Thrill Dragster™



Top Thrill Dragster, the first coaster to break the 400 foot tall milestone is termed a strata-coaster. Riders will be launched out of the station reaching speeds of 120 miles per hour in four seconds. Trains will travel up the 420 foot tall hill at a 90 degree angle where the train will spiral 270 degrees in a free fall prior to crossing the finish line.

Guests must be in good health to ride this ride. Lap bars must be positioned firmly against the pelvis and the muscular parts of the thighs. Seatbelts must be fastened and tightened securely. If your physical characteristics prevent the lap bar or seatbelt from functioning properly, or if your head cannot be supported by the seatback, you will not be permitted to ride. May not accommodate guests of exceptional size. Try the test seat at the ride entrance and ensure seatbelt fastens and tightens one half inch. Maximum rider height of 6'6". Guests with prosthetic devices must contact Park Operations prior to waiting in line or riding. Glasses must be secured with an athletic strap.

Occasionally, a launched train will not clear the hill. You should not be concerned; the train will slowly return to the launch position, and will be launched again.

Warning: this ride contains strobe lighting.

Guests using Special Access may enter via the exit.

Troika



Circular ride with three sweeps of gondolas moving counterclockwise against the ride's main clockwise rotation. To enter ride, guest must maneuver into free swinging car suspended approximately two feet above the ground. The seatbelt must be fastened and tightened securely at all times. The lap bar must remain down at all times. Recommended weight limit 330 pounds per car. Signal for host at the Special Access Entrance gate at the exit.

Turnpike Cars



Miniature two-seat guest-operated sports cars. Guest should be able to maintain seated position during the ride, including possible bumping by other cars. If guest cannot steer and depress gas pedal while seated normally, another individual must accompany the guest to drive. The seatbelt must be fastened at all times. Special access is through the exit gate. Driver's must be 48" tall.

Wave Swinger



Chair swing ride with free hanging swings suspended from elevated, turning, slanted pylon. The lap bar and seatbelt must be fastened at all times. Signal for host at the Special Access Entrance gate at the exit. Maximum recommended weight of 230 pounds per person.

Guests with any type of prosthesis should not ride unless they can ensure the device is properly secured and will remain in place during the ride. If there is any concern of the prosthesis becoming dislodged during the ride, guests should contact Park Operations Office for assistance.

Wicked Twister



The Wicked Twister consists of one train operating on a double-ended track. The heartline of both ends of the towers (track) are designed with 450-degree vertical twists to provide an exciting ride effect. The shoulder harness and seatbelt must be fastened securely at all times. Guests must be in good health to ride this ride. Not recommended for guests who are sensitive to backwards motion.

Glasses must be secured with an athletic strap. May not accommodate guests of exceptional size, please try test seat at ride entrance and ensure that seatbelt fastens. Maximum rider height of 6'6".

Guests with prosthetic devices must contact Park Operations prior to waiting in line or riding.

Guests using Special Access may enter via the exit.

WildCat 4



The WildCat is a high-speed roller coaster which may be subject to sudden stops. The lap bar and seatbelt must be securely fastened and tightened at all times. Special access via the exit ramp. To ride, guests must be able to climb down vertical ladders from brakes at various points on the ride in an evacuation situation.

WindSeeker 4



WindSeeker ascends nearly 301 feet while spreading its metal arms swinging riders at a 45 degree angle at speeds up to 30 miles per hour above the Lake Erie shoreline. Seated in 32 two-person swings, riders will begin rotating in a circular motion as the swings climb the tower providing riders with a sensational feeling as their feet dangle at heights never experienced before.

Each seat has an individual over the shoulder lap bar and seatbelt that must be fastened at all times. May not accommodate guests of exceptional size.

All loose articles must be left in bins on the ride platform.

Guests with prosthetic devices must contact Park Operations prior to waiting in line or riding. Guests with disabilities are mainstreamed through the ride queues.

Warning: This ride contains Strobe Lighting.

Witches' Wheel 4



Gondolas start out hanging from ride, then go to horizontal by centrifugal force of spinning ride, which then lifts to a vertical position, turning riders upside down. To enter ride, guest must maneuver into free swinging car suspended approximately one foot above the ground. Cabin door must remain closed at all times. Special access is via the exit gate. Signal for host to assist.

CHALLENGE PARK

Challenge Golf



Challenge Golf is open to the public. Cedar Point admission is not required. This attraction has a separate fee. Guests must be able to negotiate stairs and steep inclines.

Challenge Racing 4



Cedar Point Challenge Racing offers two miniature single driver controlled race tracks. Cedar Point admission is not required. This attraction has a separate fee. To drive, guests need to be able to steer the car and operate the brake and gas pedals, which requires both feet due to car design. Drivers must have sufficient visual acuity to maneuver in traffic.

Seatbelts must be fastened and tightened securely at all times.

Hair longer than shoulder length must be secured above the shoulders. Loose clothing must be secured.

Sprint Karts



Drivers must be at least 48" tall.

Grand Prix



Drivers must be at least 16 years old to drive and provide valid identification.

SOAK CITY WATERPARK

CATEGORY	DESCRIPTION
Low Thrill Rides	1 This is a low speed, and or shallow water attraction.
Mild Thrill Rides	2 This is a low to medium speed attraction, and/or water depth to 48 inches. Some rider control, maneuvering and/or swimming skills required.
Moderate Thrill Rides	3 This is a medium speed attraction. Height and water depth may vary. Moderate or unexpected forces can be generated during the ride. This attraction may require rider control and/or strong swimming skills. Physical activity may be strenuous.
High Thrill Rides	4 This is a fast paced ride experience. Riders will encounter changes in speed, direction, elevation, strong water currents, and/or depth of water, some of which is unexpected. This attraction requires rider body control and strong swimming skills.
Aggressive Thrill Rides	5 This is a high speed and/or deep water attraction with turbulent turns, drops and/or strong water currents with changes in speed, direction, elevation and/or deep water, which may be unexpected. This attraction requires rider body control and strong swimming skills.

RipCord A Skycoaster® Experience **5**



RipCord is open to the public. Cedar Point admission is not required. This attraction has a separate fee. Guests must be 48" tall to fly. RipCord is a Skycoaster ride that features a 150 foot tethered free-fall at nearly 65 miles per hour. Guests wear a full body harness that supports the flyer in a prone position. The harness is connected to the flight support cables. The scale of flight is so dramatic that flyers accelerate to 60 to 80 miles per hour and receive the sensation of hang-gliding.

Proper functioning of flight suit must be maintained. By reason of the restraint system inherent in the flight suits, it is necessary that the flyers possess two arms sufficient to be contained and restrained by the shoulder pads, and at least one leg sufficient to be contained and restrained by a leg strap. Maximum recommended weight limit 850 pounds per flight.

Skyscraper **4**



Guests ride in two, 2 passenger seats which rotate on their axis on opposite ends of a 160 foot steel arm that rotates 360 degrees at speeds up to 55 mph. Maximum weight of 500 lbs per ride unit. Guests with any type of prosthesis should not ride unless they can ensure the device is properly secured and will remain in place during the ride. If there is any concern of the prosthesis becoming dislodged during the ride, guests should contact Park Operations for assistance. Special Access mainstreamed via ride entrance.

Cedar Point admission not required. This attraction has a separate fee.



Soak City offers slides, activity areas and a wave pool and is open to the public. Cedar Point admission is not required. This attraction has a separate fee. Please note height requirements at the entrance to each attraction. Height measurements at Soak City are taken in bare feet. Swim diapers are required.



Life Jackets

A life jacket is required for anyone who is less than 48" tall in bare feet or is an inexperienced or non swimmer. Guests less than 42" must wear a life jacket and be accompanied by a responsible person. Only Coast Guard approved life jackets are allowed as flotation devices. Life jackets are provided free of charge for guests who require one. This policy will be enforced in the following locations: Breakers Bay Wave Pool, Main Stream, and Renegade River.

Adventure Cove



An interactive pool with four short slides, floatables and a lily pad walk. The water is 4 ft (48 in) deep. Guests must be 46" tall to participate in the Lily Pad Walk. Guests must be 46 inches tall to use the slides. All guests less than 46" tall must be accompanied by a responsible person. All guests less than 52 inches tall must wear a life vest.

Bubbles Pool



ID required. A 21 years and over adult pool and bar. Water depth is zero to 42 inches, (3' 6"). Pool contains a waterfall and floatables. A spa is also located in this area.

Choo Choo Lagoon



An interactive water playground for children with slides and a kiddie tube river. Maximum water depth is 18 inches deep (1 ft. 6 in.)

Body Slides



Three single rider partially enclosed serpentine body slides ending in a 42" (3 ft. 6 in.) pool. Access to tower requires guest to walk up 104 steps.

Breakers Bay Wave Pool



A large wave pool with depths ranging from zero to six feet. Waves run on a "10 minutes on, 10 minutes off" cycle. Persons less than 48 inches tall in bare feet must wear a life vest. Children less than 42" tall must also be accompanied by a responsible person. Only strong swimmers are recommended in deep water. Please note depth markers.

Eerie Falls



Three single rider completely enclosed serpentine tube slides ending in a 42 inch pool (3 ft. 6 in.) Access to tower requires guest to walk up 57 steps. Maximum recommended weight limit 600 pounds per tube.

Main Stream



1200 foot winding river tube ride which is 3 feet deep (36 inches) and encounters water falls and a tunnel. Children less than 48" tall in bare feet must wear a life vest those under 42" tall must also be accompanied by a responsible person.

Plunge Slide



One single rider straightaway humpbacked tube slide ending in a 42 inch deep (3 ft 6 inch) deep pool. Maximum recommended weight limit 400 pounds per tube. Access to tower requires guests to walk up 47 steps.

