



GUEST ASSISTANCE GUIDE

Welcome to Cedar Point Shores!

We are glad you are here! At Cedar Point Shores we are proud to have earned one of the best safety records in the industry. We are committed to providing our Guests with a safe environment and we want our Guests to have a safe and enjoyable day. We are continually striving to improve our facilities. If you have a suggestion for an improvement or have questions not answered in this brochure, please stop at the Information Station.

Many amusement park attractions incorporate safety systems designed by the manufacturer to accommodate Guests of average physical stature and body proportion. These safety systems may place restrictions on the ability of an individual to safely experience the attraction. Guests of a larger or smaller size, Guests who have a history of heart, back or neck trouble, pregnant Guests, Guests who have had recent surgery, or Guests with casts, braces, restrictive devices or disabilities may not be safely accommodated by these systems. For example, height requirements are based on the size needed to safely participate and the level of maturity usually associated with a certain height.






Cedar Point Shore's Ride Admission Policy has been developed in consultation with a safety and accessibility specialist, based on the recommendations of the manufacturer, our past experience, and our evaluation of each attraction using our knowledge of the attraction in both normal and emergency operating conditions. Our prime consideration is the ability of each person to endure the dynamics of an attraction without risk of injury to that person or other participants.

If you feel that you or a member of your party may be affected by this policy, you are encouraged to visit the Information Station to obtain a list of attractions on which you can safely participate. Your Rider Access Form will provide information for our associates to help accommodate you.

CEDAR POINT RIDE RATING SYSTEM

A Ride Rating Program has been designed which provides a scale for rating the thrill factor of each attraction. The intent is to provide a scale to guide park Guests in determining which attractions to participate in based on their own experience level, physical condition, and abilities

Each attraction is placed into one of five categories:

CATEGORY	DESCRIPTION
Low Thrill Rides	 This is a low speed, and or shallow water attraction.
Mild Thrill Rides	 This is a low to medium speed attraction, and/or water depth to 48 inches. Some Rider control, maneuvering and/or swimming skills required.
Moderate Thrill Rides	 This is a medium speed attraction. Height and water depth may vary. Moderate or unexpected forces can be generated during the ride. This attraction may require Rider control and/or strong swimming skills. Physical activity may be strenuous.
High Thrill Rides	 This is a fast paced ride experience. Riders will encounter changes in speed, direction, elevation, strong water currents, and/or depth of water, some of which is unexpected. This attraction requires Rider body control and strong swimming skills.
Aggressive Thrill Rides	 This is a high speed and/or deep water attraction with turbulent turns, drops and/or strong water currents with changes in speed, direction, elevation and/or deep water, which may be unexpected. This attraction requires Rider body control and swimming skills.

KEY TO SYMBOLS

These symbols, along with the ride ratings, are used to define our attractions on the following pages.

	Ambulatory
	Accommodates wheelchair
	Transferable
	Must be accompanied by Supervising Companion of proper height to ride
	Must be accompanied by a child to ride/participate
	Must be at least this height to ride
	Maximum speed of ride
	Life jacket is required
	Cannot be any taller than this to ride/participate
	Maximum height of ride
	Maximum water depth
	Prohibited for Guests with back trouble
	Prohibited for Guests with heart trouble or high blood pressure
	Prohibited for Guests with neck trouble
	Prohibited for pregnant Guests
	Prohibited for Guests who have had recent surgery

PLEASE PARTICIPATE SAFELY

Under the Ohio Revised Code Section 993.08 Riders must obey all warnings and directions regarding amusement park rides and behave in a manner that will not cause or contribute to injury to themselves or others. Failure to comply is a misdemeanor.

While all amusement attractions have associated risks, certain individuals are at increased risk for injury from these attractions. Carefully evaluate each attraction to determine if you or members of your party can safely participate. We reserve the right to deny access to an attraction to anyone who we feel may not be able to safely experience the attraction or may be a hazard to other participants.

A Rider Safety Guide sign is posted at every attraction entrance and Alternate Access Entrance. These signs provide height requirements, health restrictions, ride ratings, ride accessibility, and special instructions regarding the attraction. Please review these signs prior to accessing the attraction and ensure to follow all instructions provided.

In general, all participants should be in good health and free from any conditions known or unknown that might be aggravated by participating. If you have any doubt about your ability to safely experience an attraction we urge you to consult with our staff at Cedar Point Shores. Remember, if you suspect your health could be at risk for any reason, or you could aggravate a pre-existing condition of any kind, **DO NOT PARTICIPATE.**

Generally, Guests must have the ability to brace themselves upright and support their head and neck while participating on the attraction. Participants using wheelchairs will have to transfer from their wheelchair into the attraction by themselves or assisted by a member of their party in order to be able to ride. You should plan your visit with someone who can physically help you when necessary.

As a Rider, you are responsible for your own safety. Please read this guide and all instructional signage before participating. Listen to and follow all staff instructions. Any person who violates a park safety policy, or appears to be under the influence of alcohol or chemical intoxicants will be removed from the park without refund. **FOR YOUR SAFETY, DO NOT ENTER AN UNAUTHORIZED AREA FOR ANY REASON.** You may be seriously injured if you enter an unauthorized area.

Before riding, please note all safety warnings for each attraction. In general:

- Due to the nature of our attractions, backpacks, purses, electronics, stuffed animals, jewelry and other loose items are not permitted on most attractions. Cedar Point Shores is not responsible for lost or stolen items. You are responsible for your personal property.
- No picture taking, cell phone or electronic usage while participating.
- Finish food and drink before participating.
- Smoking, including e-cigarettes, is not permitted in Cedar Point Shores.

ACCESS SYMBOLS

Symbols indicate boarding procedures for each ride and are defined below.



This symbol is used to identify rides where the Guest may remain in wheelchair.



This symbol identifies attractions that can accommodate Guests who are able to transfer from the wheelchair to the attraction unit by themselves or assisted by a member of their party.



This symbol identifies attractions where Guests must be able to walk independently or be assisted by a member of their party.

ADDITIONAL INFORMATION & SERVICES

Our goal is to make Cedar Point Shores as enjoyable and barrier-free as practical. Listed below are some of the services we offer. Please feel free to suggest areas in which we might improve in the future.



Braille & Large Print Guides

Braille and large print versions of the Park Guide and Guest Assistance Guide are available at the Information Station. There are a limited number of guides available on a first-come, first-served basis.



First Aid

We have a First Aid Station located near Crosscurrent. In addition, multiple First Aid Stations are located inside Cedar Point.



Parking for Guests with Disabilities

Parking for Guests with disabilities is provided in the parking lot near the entrance to Cedar Point Shores in the Shores Lot. Proper vehicle identification must be displayed. Security officers on duty are authorized to ticket and/or tow vehicles that do not display proper identification.



Restrooms

Private restroom facilities for Guests needing the assistance of another Guest are located just inside the front gate and at Breakwater Bay. Wheelchair accessible stalls are located at all restrooms.



Service Animals

Service animals are welcome at Cedar Point Shores. A service animal is defined as a dog or miniature pony that has been individually trained to perform tasks for a person with disabilities. Service animals must be controlled with a restraining device and must display appropriate behavior at all times while on our property. There is a limit of one service animal per Guest. A relief area is located inside Cedar Point near Gemini.

We are not permitted to take control of your service animal. Service animals are not permitted in water attractions, wet decks, wading pools or rivers.



Special Dietary Needs

Although outside food and beverages are not allowed in the park, individuals who have special need/diet items due to a medical condition may bring small coolers to accommodate such needs.



Wheelchair, & ECV

For those Guests who choose to use a battery-powered vehicle or wheelchair, we require a safe speed be maintained while traveling in the park. For any Guest using a personal Segway, please stop by Guest Services.

Wheelchairs, ECV's, and strollers may not be taken out of the park gates or to the parking lot. However, a park associate will be happy to provide any assistance you may need at that time. For any Guest using a personal Segway, please stop by the Information Station prior to entering the park.

ALTERNATE ACCESS ENTRANCES & ATTRACTION BOARDING PASSES

Cedar Point Shores' Ride Admission Policy and Alternate Access Entrances are designed to help you safely experience our facilities and provide equal access to all Guests. Due to the nature of the attractions in Cedar Point Shores, Alternate Access and Boarding Passes are only available at Breakwater Bay, Cedar Creek and Runaway Rapids via the entrance.

The safety of Guests and associates is our #1 priority at Cedar Point Shores. Safety is a shared partnership between the park and our Guests. Not everyone can safely enjoy every attraction. Guests are asked to review and carefully consider the ride restrictions using good judgment. However, we reserve the right to make the final decision regarding the eligibility of a Rider based on a person's size, weight, willingness to ride, or other limitations. Please refer to your individual Rider Access Form for attractions that will safely accommodate you.

If you require the use of an Alternate Access Entrance, please visit the Information Station to obtain a Rider Access Form and Boarding Pass. Alternate Access Entrances are intended to accommodate Guests with mobility restrictions or cognitive impairments and not to bypass others waiting in line. This service is available for a Guest with restricted mobility or cognitive impairments and up to three companions.

To provide equal access for all Guests, we have developed a Boarding Pass Program which allows Guests with mobility restrictions or cognitive impairments to access attractions at specified times via the Alternate Access Entrance (usually the ride's exit or Fast Lane entrance) in order to avoid crowds and waiting in the regular lines. Guests who are in possession of a Boarding Pass will be immediately entitled to arrive at the eligible ride of their choice any time after receipt of the Boarding Pass. When the Guest arrives at the Alternate Access Entrance of the ride, the Guest will receive the next ride time (an actual time) based on the wait time of the attraction on which the Guest has selected to participate first. The Guest will be welcomed to participate, and will then be required to wait until the time indicated on the Boarding Pass before being permitted to participate on the next attraction of choice. When that time arrives, the Guest should use the Alternate Access Entrance and show the pass to the ride associate, who will assist the Guest and their group with participating as well as issuing their next time based on that attraction's wait time. The process will continue throughout the day. Guests may then choose to rest comfortably away from the queue area until their boarding time. Guests are not permitted to ride other rides while waiting out of fairness for other Guests. Any alteration of the information contained on the pass or abuse of this program will result in the pass' revocation.

Information on where Guests access the ride is posted on each attraction's Rider Safety Guide Sign. All Guests, regardless of point of access, are required to meet all requirements for the attraction, including height and medical restrictions in order to participate.

Here's How It Works

- The Guest with a mobility impairment or cognitive impairments should visit the Information Station upon their arrival at the park to express their inability to wait in the regular line. Some questions are asked to ensure that the Rider has the required physical criteria in order to safely experience rides, and a Boarding Pass is issued for the Guest in question and up to 3 riding companions.
- In addition to a Boarding Pass, the Guest with a mobility impairment or cognitive impairments will receive a "Rider Access Form" that lists the rides that the Guest with a disability can safely enjoy.
- The Guest may proceed to the eligible ride of their choice after receipt of the Boarding Pass.
- When the Guest arrives at the Alternate Access Entrance of the ride, the associate will issue the Guest's next ride time (an actual time) based on the wait time of the ride the Guest has selected first. The Guest will be welcomed to ride, and then will be required to wait until the time indicated on the Boarding Pass before being permitted to participate on the next ride of choice. When that time arrives, the Guest should use the Alternate Access Entrance and show the pass to the associate, who will assist the Guest and their group with participating as well as issuing their next time based on that ride's wait time. The process will continue throughout the day.
- The Guest listed on the Boarding Pass must be present as a Rider when a Boarding Pass is being utilized.
- Guests may not accumulate more than one boarding time at a time.
- Due to the nature of the attractions in Cedar Point Shores, Alternate Access and Boarding Passes are only available at Cedar Creek & Runaway Rapids via the entrance.

CASTS & BRACES

Guests with casts and braces will be restricted from participating on attractions where it will present a hazard to the Guest or others. Guests with full arm (elbow restricted) and full leg (knee restricted) casts or braces are restricted from most water slides. We suggest you delay your visit until the cast is removed. Casts and braces with exposed metal parts are not permitted on slides in Cedar Point Shores.

The following chart displays the cast and brace rules for all attractions.

- Y** May ride with the condition
- F** Cast/Brace must fit safely inside the unit
- Z** Participation or water depth may be restricted if necessary

CEDAR POINT SHORES

	Cervical Collar or Neck Brace	Forearm Cast	Full Arm Cast	Braced Arm Cast	Foot or Lower Leg Cast	Full Leg Cast
Breakwater Bay		Y	Z		Y	Z
Cedar Creek		Y	Y		Y	
Crosscurrent						
Great Lakes Cove		Y			Y	
Lakeslide Landing – Slides						
Lakeslide Landing – Pool	Y	Y	Y	Y	Y	Y
Lemmy’s Lagoon – Slides		Y				
Lemmy’s Lagoon – Splash Pad	Y	Y	Y	Y	Y	Y
Lily Pad Walk		Y			Y	
Lake Erie Nor’easter						
Muffleheads Beach Bar	Y	Y	Y	Y	Y	Y
Perch Plunge – Body Slides						
Portside Plunge						
Riptide Raceway						
Runaway Rapids		Y	Y		Y	
SplasH ₂ O – Slides						
SplasH ₂ O – Play Structure		Y	Y		Y	
Storm Surge		Y				
Wild Walleye – Tube Slides						
Waterin’ Hole – Pool	Y	Y	Y	Y	Y	Y
Waterin’ Hole – Slides						

DEFINITIONS

Every attraction entrance lists height requirements and special instructions. Cedar Point Shores uses the following terms:



Ability to hold on or brace: Ability to use one's arms to maintain a grasp on both handles and support one's body during normal and emergency procedures on an attraction and to use one's legs to brace to maintain a seated position during the forces of the attraction.



Hand-held Infant: Hand-held infants are children who are unable to independently walk or maintain seated postural control and will only be able to participate on the following attractions with a Supervising Companion: Breakwater Bay (water depth may be restricted), Cedar Creek, Great Lakes Cove, Lakeside Landing (pool only), Lemmy's Lagoon, Runaway Rapids, and Waterin' Hole.



Supervising Companion: Many of our attractions have height requirements that allow a Guest under that requirement to participate with a Supervising Companion. A Supervising Companion is someone who meets all the requirements to participate on the attraction themselves, is 14 years of age or older, and demonstrates appropriate observed behavior. Supervising Companions are responsible for ensuring that the Guest remains seated properly where applicable and follows all rules and regulations. The Supervising Companion must be seated next to the Guest who needs accompaniment and can accompany one participant. The exception to this is at a Lazy River, where a Supervising Companion may accompany two participants.

EVACUATIONS

Evacuations may be required due to such causes as a mechanical problem, weather conditions, or a power interruption. If an evacuation is required, Guests may be asked to evacuate pools as quickly as possible using stairs or ladders. If an evacuation from an attraction is required, remain seated until given instructions. For safety reasons, we may evacuate ambulatory Guests prior to evacuating those Guests using wheelchairs. If so, you accept any risk due to delayed evacuation or if we need to physically lift or lower you.

GUESTS OF A LARGER SIZE

Due to manufacturer requirements, Guests of a larger size (in terms of height, weight, and/or proportions) may not be accommodated on some of our attractions. Maximum [and minimum] weight limits can be found under the individual attractions in this guide and on the Rider Safety Guide Signs at the entrance to attractions with restrictions.

GUESTS USING WHEELCHAIRS

Wheelchairs and ECV's cannot be accommodated on most attractions, with the exception of Breakwater Bay, Lakeside Landing, Lemmy's Lagoon, Muffleheads Beach Bar, and SplasH2O - Play Structure, where Manual wheelchairs can be accommodated. Please refer to the individual attraction description in the back of this brochure for more specific information.

On most attractions where Guests in wheelchairs can be accommodated, Guests will need to leave their wheelchairs to be seated. In most cases, a wheelchair may be left in a designated position on the walkway near the attraction.

If in doubt about your ability to safely experience an attraction, we urge you to consult with our staff at the Information Station. Cedar Point Shores personnel are not trained in transferring Guests from wheelchairs to ride units and are not permitted to do so. You should plan your visit with someone who can physically help you when necessary.

Guests may re-charge their wheelchair battery at the Information Station. A water wheelchair is available for Guests requiring additional assistance when gaining access into Breakwater Bay, Lakeside Landing, Lemmy's Lagoon, Muffleheads Beach Bar, and SplasH2O (ground level only).

The water wheelchair may be used by multiple Guests on the same day, but cannot be used for the entire day. While in the wave pool, the water level may not exceed the height of the seat on the chair. A pool lift is available at Cedar Creek, Great Lakes Cove, Lily Pad Walk, and Runaway Rapids.

During your visit, please speak to a member of our Aquatics Supervisory Team to obtain access to the water wheelchair or pool lift and for further accessibility information.

HEALTH RESTRICTIONS



Each ride is evaluated against 5 primary health restrictions. These restrictions are:

- Back Trouble
- Heart Trouble/High Blood Pressure
- Neck Trouble
- Pregnancy
- Recent Surgery

If you are in doubt about your ability to safely experience an attraction or would like more information, please review the information for each attraction in this Guest Assistance Guide or review the Safety Guides and all warning signs posted at each attraction entrance and Alternate Access Entrances.

HEIGHT REQUIREMENTS

Height requirements and specific instructions are posted at the entrance to each attraction. Height measurements are taken in bare feet.

Guests may be "officially" measured at the Information Station. The measured Guest will be given a wristband to indicate their height range. Wristbands are not required to ride.

LIFE JACKETS

Life jackets are available for all Guests. Only Coast Guard approved life jackets are allowed as flotation devices. Life jackets are provided free of charge for Guests who require one.

In wave pools, life jackets are required for Guests who are less than 52" tall in bare feet, participants with a history of seizures (or similar medical conditions), heart conditions, or those who are inexperienced or non-swimmers. Children who are less than 42" tall must wear life jackets and be accompanied by Supervising Companions. This policy will be enforced at Breakwater Bay

In other attractions requiring life jackets, Guests who are less than 54" tall in bare feet or those who are inexperienced or non-swimmers must wear a life jacket. Children who are less than 42" tall must wear life jackets and be accompanied by Supervising Companions. This policy will be enforced at Great Lakes Cove & Lily Pad Walk.

In other attractions requiring life jackets, children who are less than 48" tall in bare feet or those who are inexperienced or non-swimmers must wear a life jacket. Children who are less than 42" tall must wear life jackets and be accompanied by Supervising Companions. This policy will be enforced at Cedar Creek & Runaway Rapids.

LOOSE ARTICLES

Most attractions cannot accommodate loose articles including jewelry, cell phones, hats, eyewear, cameras, purses, backpacks, beverage containers, electronic devices, etc. Items must be safely secured in a waist pack, in a locker, or with a non-Rider. Cedar Point Shores is not responsible for lost, stolen, or damaged items. Any non-compliance which results in damage or injury to person or property will result in consequences up to and including prosecution.

For safety reasons, cell phone usage, taking pictures and filming on attractions are prohibited.

Hearing devices and other electronic devices may be damaged by water. Please take necessary precautions to protect hearing devices on all attractions.

LOST AND FOUND

All items found at Cedar Point Shores are turned in to the Information Station throughout the day, after 24 hours all items are moved to Cedar Point's Lost and Found at the front of Cedar Point. If you lose an item on an attraction, we will search for the article as soon as possible. In order to keep the attraction in operation, an immediate search may not be possible. Lost articles may be reported to Guest Services or via the internet at [www.cedarpoint.com/lost and found](http://www.cedarpoint.com/lost-and-found).

FOR YOUR SAFETY, DO NOT ENTER UNAUTHORIZED AREAS TO RETRIEVE LOST ARTICLES. You can be seriously injured if you enter an unauthorized area.

ONGOING LIFEGUARD TRAINING

In an ongoing effort to provide a safe and enjoyable waterpark experience for our Guests, Cedar Point Shores routinely utilizes training exercises to improve our lifeguards' skills and vigilance. These exercises will occur during normal operating hours and may consist of the following: submersible water manikins, the use of video surveillance equipment, internal and external audits, and active/inactive water rescues and/or first aid scenarios.

OXYGEN TANKS

Neither portable oxygen tanks nor personal oxygen equipment are permitted on waterpark attractions.

PHOTOSENSITIVITY/STROBE LIGHTING

Some attractions utilize special effects including strobe lighting and specialty ride lights that may impact Guests with certain medical conditions.

PREGNANCY

Guests who are pregnant may participate in Cedar Creek, Breakwater Bay, Great Lakes Cove, and may accompany children in Lemmy's Lagoon and Waterin' Hole.

PROPER ATTIRE

Appropriate swimwear is required. Thongs and transparent clothing are not permitted. We reserve the right to determine the appropriateness of swimwear. Guests wearing bathing attire with metal buttons, rivets, zippers, or snaps will not be permitted to ride any of our slides, with the exception of Storm Surge. Jewelry including but not limited to, necklaces, bracelets, dangling earrings, and rings other than wedding bands are prohibited on Point Plummet. For your safety, loose clothing (including scarves and other free-flowing clothing) must be significantly secured or removed to prevent any interference with the ride restraint system. Hearing devices or other electronic devices may be damaged by water. Please take the necessary steps to protect such items. Guests with glasses should wear a safety strap on the slides. Contact lenses are not recommended. Guests requiring special accommodation should speak to a member of the Aquatics management team.

PROSTHETIC DEVICES

Guests with prosthetics which do not have any exposed metal parts are generally permitted on all waterpark attractions. Please consult with a member of management prior to riding to ensure that you have a safe riding experience.

RIDER CRITERIA

Cedar Point Shores' Ride Admission Policy is designed to allow our Guests to participate in the enjoyment of our parks as much as possible. The policy was developed by analyzing the physical and mental attributes required to safely participate in each particular attraction. It is our policy to allow anyone to participate who meets all these requirements and is not a hazard to themselves or others. We continue to evaluate and update our Ride Admission Policy as necessary.

Ability to exhibit independent seated postural control under the dynamic conditions of the attraction.

The Guest must have the body and spinal control to sit upright without the aid of other people or devices. The Guest must also have sufficient muscle control to support their head, neck and upper torso during the course of the attraction, including the dynamic motion of the attraction.

Appropriate center of gravity

The Guest's body must have the appropriate weight distribution for that attraction.

Ability to hold on with one functioning arm

A functioning arm is an upper extremity or prosthesis exhibiting good grip control, the ability to brace, and strong enough to allow the Guest to maintain the proper participation position throughout the duration of the attraction experience. Any arm prosthesis must remain properly secured under the dynamic forces of the attraction. Due to manufacturer requirements, some attractions may exclude prosthetics.

Ability to hold on with two functioning arms

Ability to hold on with two functioning arms as defined in ability to hold on with one functioning arm.

Ability to brace self with one functioning leg

Guests must have one functioning leg to be used for bracing the body during the course of participation. A functioning leg is a lower extremity or prosthesis used for bracing the body during the course of participation and maintaining balance when entering and exiting a ride unit. Any leg prosthesis must remain properly secured under the dynamic forces of the ride. Due to manufacturer requirements, some rides may exclude prosthetics.

Ability to brace self with two functioning legs

Guests must have two functioning legs to be used for bracing the body during the course of the attraction experience, and maintaining balance when entering and exiting. A functioning leg may be a normal leg or a prosthesis which can be used for bracing.

Minimum of two functioning extremities

Guests must have a minimum of two functioning extremities (two legs, two arms, or one arm and one leg) to brace themselves during the attraction experience and assist in entering and exiting.

Minimum of three functioning extremities

Guests must have a minimum of three functioning extremities (two legs and an arm or two arms and a leg) to brace themselves during the attraction experience and assist in entering and exiting.

Minimum of four functioning extremities.

Riders must have four functioning extremities (two legs and two arms) to brace themselves during the attraction experience and assist in entering and exiting.

Ability to enter/exit the attraction within specified parameters without endangering self or others.

Guests must be able to enter and exit the attraction without jeopardizing themselves or others and to assist with their own evacuation, if necessary. This may include special arrangements such as entering through the Alternate Access Entrance (the exit or Fast Lane entrance (if applicable)) or having someone aid in boarding. For the safety of our associates and Guests, our associates are instructed not to perform any lifting of Guests.

Appropriate observed behavior

Guests have a duty to:

- Exercise good judgment
- Act in a responsible manner while using waterpark attractions
- Obey all warnings prior and during participation
- Not participate while under the influence of alcohol or drugs
- Properly use all attraction safety equipment provided

SWIM DIAPERS

Guests who require a diaper are required to wear swim diapers or a diaper specifically designed for aquatic use.

WATERPARK ATTRACTIONS

The following descriptions are designed to give you information on the types of actions caused by various attractions. Each of the following attractions will identify the restrictions according to the criteria outlined on the previous page. In order to participate on most attractions, Guests must have seated postural control, appropriate center of gravity, appropriated observed behavior, and the ability to enter and exit the attraction safely. Specific exceptions or qualifications to those four criteria will be noted in the information provided below. If you have been authorized for Alternate Access, follow the directions listed under each attraction. Please use caution when entering and exiting waterpark attractions as the surrounding areas may be slippery. Conveying devices such as tubes and rafts may be slippery and can shift during loading and unloading.

Breakwater Bay Wave Pool



Life jackets are required for Guests who are less than 52" tall in bare feet, participants with a history of seizures (or similar medical conditions), heart conditions, or those who are inexperienced or non-swimmers. Children who are less than 42" tall must wear life jackets and be accompanied by a Supervising Companion. A Supervising Companion may accompany up to 2 Guests.

A large wave pool with depths ranging from 0' – 6'. Waves are generated for 5 minutes on, and then 5 minutes off. Strenuous activity is required during wave action cycles which may require the ability to swim and which may result in fatigue. Exercise Caution. Participants with a history of seizures-or heart or other serious medical conditions-should be supervised by someone who knows how to swim and how to provide emergency assistance.

Rider Criteria: Guests must be able to maintain independent seated postural control and must have appropriate observed behavior or be accompanied by a Supervising Companion. Guests must have a minimum of two functioning extremities or be accompanied by a Supervising Companion. Hand-held Infants participation or water depth may be restricted if necessary and must be accompanied by a Supervising Companion. Guests with a full arm cast or full leg cast are welcome to enjoy the attraction, but participation or water depth may be restricted if necessary. Guests with a cervical collar, neck brace, broken collar bone or braced arm cast cannot participate.

Rider Access: Access is available via the zero depth entry. This attraction is wheelchair accessible, although the water level may not exceed the height of the seat on the chair. A water wheelchair is available for Guests requiring additional assistance. Please speak to a member of our Aquatics Supervisor Team to obtain access to the water wheelchair.

Cedar Creek **2**



Children must be 42" tall in bare feet to ride alone OR be accompanied by a Supervising Companion. Children under 48" tall in bare feet or those who are inexperienced or non-swimmers are required to wear a life jacket. A Supervising Companion may accompany up to 2 children.

A 1,200-foot slow moving river with tubes. Guests may float with or without a tube.

Rider Criteria: Guests must be able to maintain independent seated postural control and must have appropriate observed behavior or be accompanied by a Supervising Companion. Guests must have a minimum two functioning extremities; one arm and one leg, or be accompanied by a Supervising Companion. Guests with a cervical collar, neck brace, broken collar bone, braced arm cast, or full leg cast are not permitted to ride.

Rider Access: Access is available via the stairs or pool lift. Guests will have to transfer to the stairs, lift, or tube, on their own or with the assistance of a companion. Please speak to a member of our Aquatics Supervisory Team to obtain access to the pool lift.

Crosscurrent **5**



Guests must be 48" tall in bare feet to ride.

Maximum Weight – 300 lb. per tube

Two single Rider partially enclosed serpentine tube slides ending in a 42" deep pool. One single Rider straightaway humpbacked tube slide ending in a 42" deep pool.

Rider Criteria: Riders are required to maintain the proper riding position – sitting face forward in a tube, holding onto tube handles with legs extended forward. Guests must have a minimum of three functioning extremities; two functioning arms and one functioning leg. Forearm casts, full arm casts, braced arm casts, foot or lower leg casts, full leg casts, cervical collars or neck braces, or broken collar bones are not permitted.

Rider Access: Access to the attraction requires climbing several flights of stairs with a tube. Guests will have to ascend the slide tower and be capable of safely entering the tube, on their own or with the assistance of a companion. Please use caution when entering and exiting as the tube may shift. The tube and surrounding area may also be slippery.

Great Lakes Cove



Guests under 54" tall in bare feet or those who are inexperienced or non-swimmers are required to wear a life jacket. Children must be 42" tall in bare feet to ride alone OR be accompanied by a Supervising Companion.

An interactive pool with floatables. Maximum water depth is 48" deep.

Rider Criteria: Guests with a cervical collar, neck brace, broken collar bone, full arm cast, braced arm cast, or full leg cast are not permitted to ride.

Rider Access: Access is available via the stairs or pool lift. Guests will have to transfer to the stairs, lift, on their own or with the assistance of a companion. Please speak to a member of our Aquatics Supervisory Team to obtain access to the pool lift.

Lake Erie Nor'easter



Guest must be 48" tall in bare feet to ride.

Maximum Weight – 250 lb. per tube

Enclosed serpentine tube slides ending in a 42" pool.

Rider Criteria: Guests must sit facing forward in a tube, holding onto the tube handles with legs extended forward. Guests must have a minimum of three functioning extremities; two functioning arms and one functioning leg. Forearm casts, full arm casts, braced arm casts, foot or lower leg casts, full leg casts, cervical collars or neck braces, or broken collar bones are not permitted.

Rider Access: Access to the attraction requires climbing several flights of stairs with a tube. Guests will have to ascend the slide tower and be capable of safely entering the tube, on their own or with the assistance of a companion. Please use caution when entering and exiting as the tube may shift. The tube and surrounding area may also be slippery.

Lakeslide Landing – Pool 1



A Zero Depth entry childrens pool. Maximum water depth is 24" deep.

Rider Criteria: Guests without seated postural control or appropriate observed behavior must be accompanied by a Supervising Companion.

Rider Access: Access is available via the zero depth entry. This attraction is wheelchair accessible. A water wheelchair is available for Guests requiring additional assistance. Please speak to a member of our Aquatics Supervisory Team to obtain access to the water wheelchair.

Lakeslide Landing – Slides 2



Guests must be 36" tall in bare feet to ride the slides. Guests under 36" tall including hand-held infants may participate in the pool if accompanied by a Supervising Companion.

Maximum Weight – 200 lb. per Rider

An interactive water playground with slides and mini water thrills. Maximum water depth is 24" deep.

Rider Criteria: Riders are required to maintain the proper riding position – feet first lying on your back or in a sitting position (sit up to go slower, lie down to go faster). Guests must have a minimum of two functioning extremities; sufficient upper extremities to maintain the proper riding position and one functioning leg. Forearm casts, full arm casts, braced arm casts, foot or lower leg casts, full leg casts, cervical collars or neck braces, or broken collar bones are not permitted.

Rider Access: Access is available via the zero depth entry. This attraction is wheelchair accessible, although the water level may not exceed the height of the seat on the chair. A water wheelchair is available for participants requiring additional assistance. Please speak to a member of our Aquatics Supervisor Team to obtain access to the water wheelchair.

Lemmy's Lagoon 1



Guests must be under 54" tall in bare feet to participate. Guests over 54" tall must be accompanied by a child in order to participate

A zero-depth interactive water playground featuring slides and water features.

Perch Plunge 4



Guests must be 48" tall in bare feet to ride.

Maximum Weight – 300 lb. per Rider

Three single Rider partially enclosed serpentine body slides ending in a 42" splash pool.

Rider Criteria: Guests are required to remain lying flat with their back against the slide, arms crossed behind your head, and legs crossed at the ankles. Guests must have a minimum of three functioning extremities. Guests with a cervical collar, neck brace, broken collar bone, full arm cast, braced arm cast, or full leg cast are not permitted to ride.

Rider Access: Access to the attraction requires climbing several flights of stairs. Guests will have to ascend the slide tower and be capable of safely entering the slide, on their own or with the assistance of a companion.

Point Plummet 5



Guests must be 48" tall in bare feet to ride.

Maximum Weight – 300 lb. per Rider

Guests stand in an enclosed capsule where the floor drops launching them down high speed drops and banked turns before ending in a water-filled runout. Maximum water depth is 6".

Rider Criteria: Guests must stand with their head and back against the slide, legs firmly crossed at the ankles, with arms folded across the chest, and maintain position throughout ride. Guests must have four functioning extremities. Guests with a cervical collar, neck brace, broken collar bone, full arm cast, forearm cast, braced arm cast, or full leg cast are not permitted to ride. Lower body casts (foot, lower leg, etc.) are not permitted on this ride. Loose articles are not permitted, including, but not limited to: piercings, necklaces, rings, T-shirts or rash guards.

Rider Access: Access to the attraction requires climbing several flights of stairs. Guests will have to ascend the slide tower and be capable of safely entering the slide, on their own or with the assistance of a companion.

Portside Plunge 5



Guests must be 48" tall in bare feet to ride.

Maximum Weight – 300 lb. per tube

Two slides send Riders, who are seated on an inner tube, through twists and turns in near complete darkness.

Rider Criteria: Guests must be seated in the tube, facing forward, and holding onto the handles. Guests must have a minimum of three functioning extremities; two functioning arms and one functioning leg. Guests with a cervical collar, neck brace, broken collar bone, full arm cast, forearm cast, braced arm cast, or full leg cast are not permitted to ride. Lower body casts (foot, lower leg, etc.) are not permitted on this ride.

Rider Access: Access to the attraction requires climbing several flights of stairs with a tube. Guests will have to ascend the slide tower and be capable of safely entering the tube, on their own or with the assistance of a companion. Please use caution when entering and exiting as the tube may shift. The tube and surrounding area may also be slippery.

Riptide Raceway 4



Guests must be 42" tall in bare feet to ride.

Maximum Weight – 300 lb. per Rider

A 44 foot tall complex of six separate slides which start in tunnels and end on a run-out.

Rider Criteria: Riders are required to maintain the proper riding position – stomach flat on a mat, head first, and holding on to handles at all times. Keep elbows and knees tucked inward towards the body with your feet held upwards. Guests must have a minimum of three functioning extremities; two functioning arms and one functioning leg. Forearm casts, full arm casts, braced arm casts, foot or lower leg casts, full leg casts, cervical collars or neck braces, or broken collar bones are not permitted.

Rider Access: Access to the attraction requires climbing several flights of stairs with a mat. Guests will have to ascend the slide tower and be capable of safely entering the mat, on their own or with the assistance of a companion. Please use caution when entering and exiting as the mat may shift. The mat and surrounding area may also be slippery.

Runaway Rapids ▲ 3



Children less than 48" tall in bare feet are required to wear a life jacket. Children less than 42" tall in bare feet must wear a life jacket AND be accompanied by a Supervising Companion. A Supervising Companion may accompany up to two children.

1,200-foot activity flume which is 30" deep with many tipping buckets, waterfalls, geysers, and a wave channel. Guests may float, with or without a tube.

Rider Criteria: Guests must be able to maintain independent seated postural control and must have appropriate observed behavior or be accompanied by a Supervising Companion. Guests must have a minimum of one functioning leg, or be accompanied by a Supervising Companion. Hand-held infants must be accompanied by a Supervising Companion. Guests with a cervical collar, neck brace, broken collar bone, braced arm cast, or full leg cast are not permitted to ride.

Rider Access: Access is available via the stairs or pool lift. Guests will have to transfer to the stairs, lift, or tube, on their own or with the assistance of a companion. Please speak to a member of our Aquatics Supervisory Team to obtain access to the pool lift.

SplasH₂O – Slides 1 2 ▲ 3 varies by slide



Some slides have varied height requirements. Slide height requirements are either 36" tall OR 40" tall depending on the height of the slide.

Maximum Weight – 300 lb. per Rider

Seven body slides within the SplasH₂O Structure. Pool depth is between 0" – 6" deep.

Rider Criteria: Riders are required to maintain the proper riding position – arms locked behind head, legs crossed at the ankles, and back flat against the slide. Guests must have a minimum of three functioning extremities; one functioning arm and two functioning legs. Guests must have sufficient upper extremities to maintain the proper riding position. Forearm casts, full arm casts, braced arm casts, foot or lower leg casts, full leg casts, cervical collars or neck braces, or broken collar bones are not permitted on slides.

Add Rider Access: Access to the attraction requires climbing several flights of stairs. Riders will have to ascent the slide tower and be capable of safely entering the slide, on their own or with the assistance of a companion.

SplashH₂O – Play Structure 1



Interactive water play structure with a large tipping bucket and multiple levels connected by net crawls, bridges, and stairways.

Ride Criteria: Guests unable to maintain seated postural control must be accompanied by a Supervising Companion. Hand-held Infants must be accompanied by a Supervising Companion.

Rider Access: Access is available on the ground level. Access to the elevated levels require Guests to walk up several flights of stairs.

Storm Surge 5



Guests must be 46" tall in bare feet to ride.

Maximum Weight – 300 lb. per Rider; 1,000 lb. per raft

Family tube slide with high-banked turns, sudden drops, and a winding twisting pathway ending in a 24" deep pool. Guests must ride in groups of at least 2, but no more than 4, per raft.

Rider Criteria: Guests are required to remain seated with back against the raft, facing forward, and holding onto the handles. Guests must have a minimum of three functioning extremities; two functioning arms and one functioning leg. Guests with a cervical collar, neck brace, broken collar bone, full arm cast, braced arm cast, or full leg cast are not permitted to ride.

Rider Access: Access to the attraction requires climbing several flights of stairs. Guests will have to ascend the slide tower and be capable of safely entering the raft, on their own or with the assistance of a companion. Please use caution when entering and exiting as the raft may shift. The raft and surrounding area may also be slippery.

Waterin' Hole 1



Interactive water playground for children with play elements. Maximum water depth is 15" deep.

Rider Criteria: Guests unable to maintain seated postural control must be accompanied by a Supervising Companion. Hand-held Infants must be accompanied by a Supervising Companion. Guests with cervical collars or neck braces, or broken collar bones are not permitted on elevated play structures.

Rider Access: Wheelchair Access is available on the ground level. Access to the elevated levels require Guests to walk up several flights of stairs.

Waterin' Hole – Slides 1



Guests must be under 52" tall in bare feet to participate. Guests over 52" tall must be accompanied by a child in order to participate.

An interactive water playground for children with slides and play elements. Maximum water depth is 15" deep.

Rider Criteria: Riders are required to maintain the proper riding position – arms locked behind head, legs crossed at the ankles, and back flat against the slide. Guests must have a minimum of two functioning extremities; sufficient upper extremities to maintain the proper riding position and one functioning leg. Hand-held Infants must be accompanied by a supervising companion. Forearm casts, full arm casts, braced arm casts, foot or lower leg casts, full leg casts, cervical collars or neck braces, or broken collar bones are not permitted on slides.

Rider Access: Access is available via the zero depth entry. This attraction is wheelchair accessible, although the water level may not exceed the height of the seat on the chair. A water wheelchair is available for Guests requiring additional assistance. Please speak to a member of our Aquatics Supervisory Team to obtain access to the water wheelchair.

Wild Walleye



Guests must be 48" tall in bare feet to ride.

Maximum Weight – 300 lb. per tube

Two single Rider serpentine tube slides ending in a 42" deep pool.

Rider Criteria: Guests are required to maintain the proper riding position – sitting face forward in a tube, holding onto tube handles with legs extended forward. Guests must have a minimum of three functioning extremities; two functioning arms and one functioning leg. Forearm casts, full arm casts, braced arm casts, foot or lower leg casts, full leg casts, cervical collars or neck braces, or broken collar bones are not permitted.

Rider Access: Access to the attraction requires climbing several flights of stairs with a tube. Guests will have to ascend the slide tower and be capable of safely entering the tube, on their own or with the assistance of a companion. Please use caution when entering and exiting as the tube may shift. The tube and surrounding area may also be slippery.

WARNING

Many attractions at Cedar Point Shores are dynamic and thrilling. There are inherent risks in riding any amusement attraction. For your protection, each attraction is rated for its special features, such as high speeds, steep drops, sharp turns, or other dynamic forces. If you choose to participate, you accept all of these risks. Restrictions for Guests of a larger size (height or weight) are posted at certain attractions. Guests with disabilities should refer to our Ride Admission Policy available at the Information Station. Participate responsibly. You should be in good health to participate safely. You know your physical conditions and limitations, Cedar Point Shores does not. If you suspect your health could be at risk for any reason, or you could aggravate a pre-existing condition of any kind, **DO NOT PARTICIPATE!**

Information in this guide is subject to changes.



One Cedar Point Drive | Sandusky, OH 44870-5259

2023 Edition | cedarpoint.com/cedar-point-shores